



MAHATMA GANDHI UNIVERSITY
of
MEDICAL SCIENCES & TECHNOLOGY
JAIPUR

RIICO Institutional Area, Sitapura, Tonk Road, Jaipur, Rajasthan – 302022
Email : info@mgumst.org, Website : www.mgumst.org

Outcome analysis of POs and COs

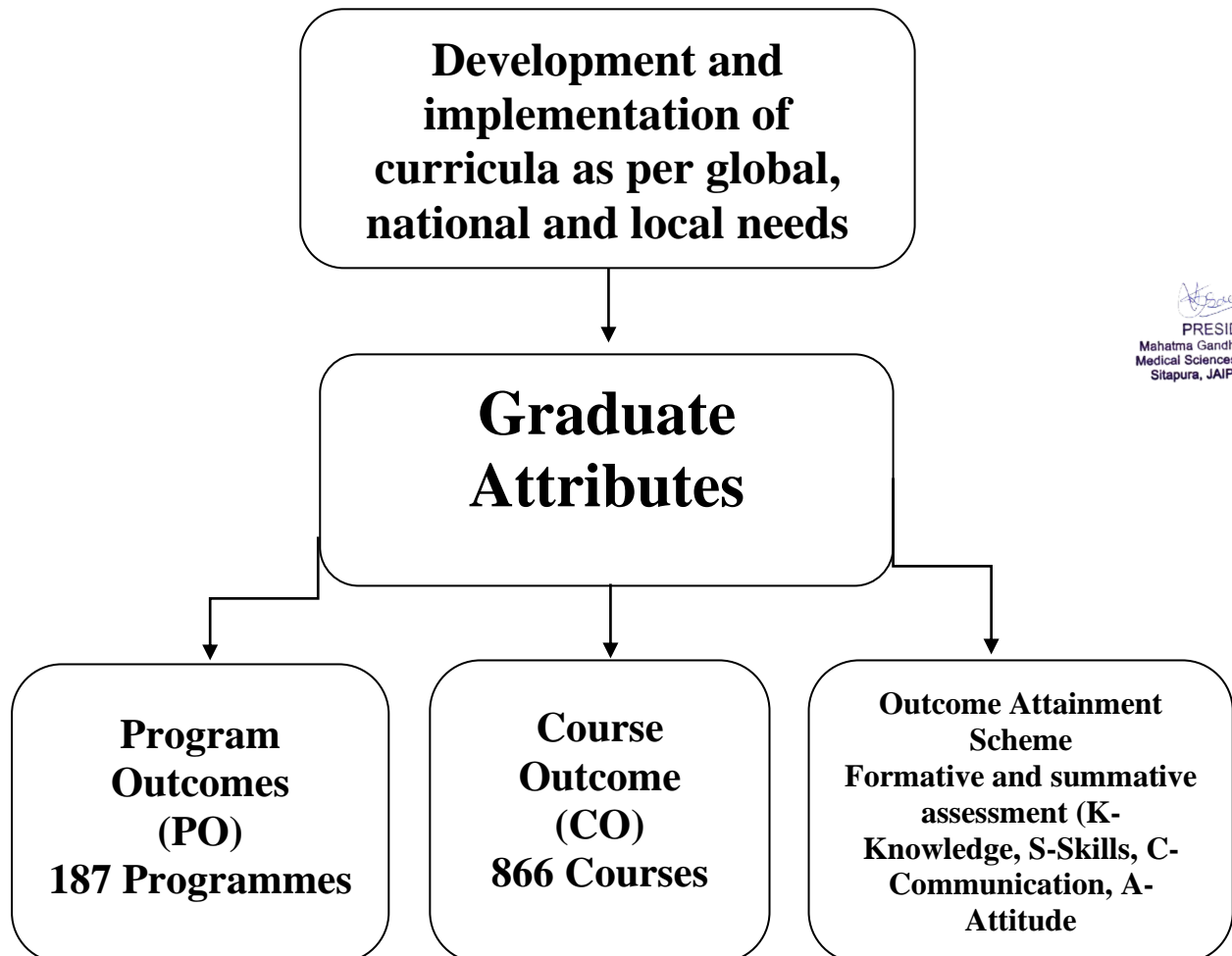
- The Institute has clearly stated program outcomes (POs), and course outcomes (COs) for its all-academic programmes and courses department wise.
- The Faculty and students are made aware of the learning outcomes at beginning of academic session.
- Course outcomes and objectives are printed in syllabus of each subject.
- The course outcomes are mapped to the programme outcomes.
- Analysis of Program outcomes is achieved by evaluation methods- formative and summative assessment.
- Log books are maintained by the students.
- The students and teachers are provided with academic calendar wherein planning is done for the entire curriculum, providing all the learning objectives and outcomes at various levels.
- The faculty is trained about teaching and learning objectives and outcomes in their training programmes conducted by MEU.
- The College regularly monitors the performance of the students in internal examinations, viva-voce, and University examinations.
- At the University level IQAC has apex role in monitoring, and reforming all the strategies related to teaching learning and assessment.
- Extra/remedial classes for slow learners are conducted by each department.
- The Institution has a well- structured feedback mechanism system in place. The feedback is obtained from all the stakeholders like students, teachers, Employers, Alumni and professionals regarding curriculum and the teaching learning assessment of each department etc.
- Critically evaluating the quality and impact of its own work during and after its implementation is a part of organizational strategy. The feedback received is analyzed at the departmental level and central level. After analysis, corrective actions are initiated and constantly monitored.


- Both direct and indirect methods of assessment of learning outcomes are being implemented. The direct methods include tests, presentations, lab work, student projects, seminars, Problem- Based-Learning, Journal clubs, quizzes, assignments, portfolios, logbook for students' work, competitive exams, multiple choice questions (MCQs), objective structured clinical examination (OSCE), short and long case assessment, simulators, peer assessment etc. The indirect method includes surveys, such as feedback from students, employer or alumni, job placement rates, self-evaluations.
- The institution has formulated course outcomes to make the students more competent with respect to all domains of learning (Cognitive, Affective and Psychomotor domains). Accordingly, their learning assessment is conducted in form of formative at department level and summative at the university level.

Domains of learning	Methods of Assessment	Students
Cognitive Domain	MCQ	UG & PG
	SAQ	
	LAQ	
	Viva-voce	
Affective	Short case	UG & PG
	Long case	
	OSCE	
	OSPE	
	Group Discussions	
	PBL	UG
	SLOT	
Think-Pair-Share		
Psychomotor	Short case	UG & PG
	Long case	
	OSCE/ OSPE	
	Practicals	
	Case discussions	
	BLS	PG
	ACLS	


 PRESIDENT
 Mahatma Gandhi University of
 Medical Sciences & Technology
 Sitapura, JAIPUR-302 022

Modes of Assessment	Methods of Assessment	Students
Formative:	MCQ	UG & PG
	SAQ	
	LAQ	
	Viva-voce	
	OSPE	
	OSCE	
	Quiz	
	Seminars	
	PBL	
	Assignments	
	Portfolios	
	Summative	
MCQ		UG & PG
SAQ		
LAQ		
Practicals and Viva-voce		
OSPE		
OSCE		




 PRESIDENT
 Mahatma Gandhi University of
 Medical Sciences & Technology
 Sitapura, JAIPUR-302 022

The curricula developed and implemented have relevance to Local, Regional, National and Global healthcare needs leading to well defined graduate attributes:

Graduate Attributes:

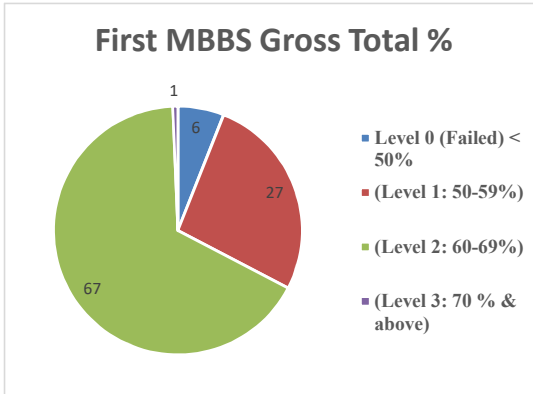
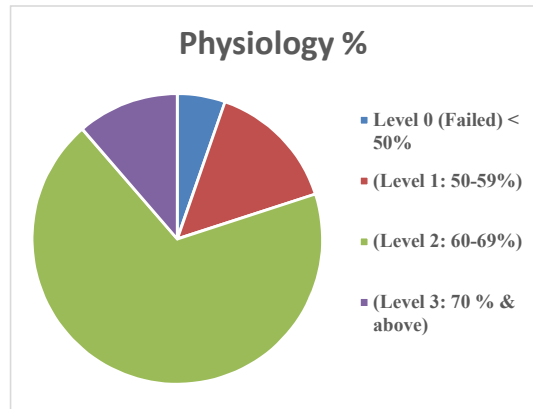
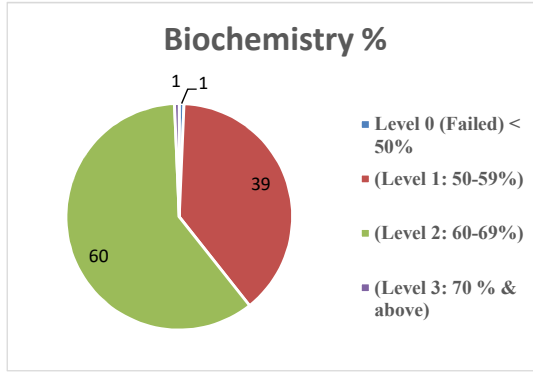
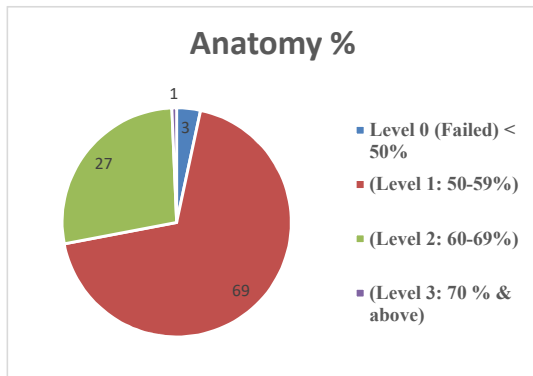
- Dynamic Professionalism
- Exemplary Leadership
- Communication Skills
- Scholarly Attitude
- Element of Critical Thinking
- Enthusiasm for Research
- Social Commitment
- Global Competencies

The summative assessment is conducted at the university level which includes written & practical examination. The students' achievement is categorized into,

Levels	Percentage	Attainment of Outcomes
Level 0	Below 50% (Failed).	Unable to acquire all competencies (COs) of the respective course
Level 1	50-59%	Have acquired all competencies (COs) of the respective course
Level 2	60-69%,	
Level 3	70% and above	

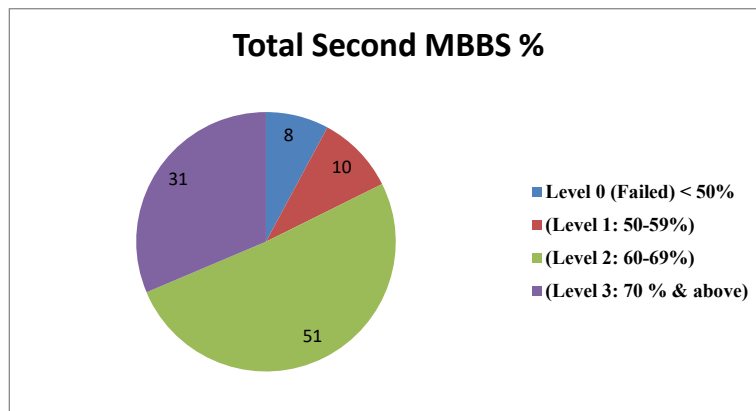
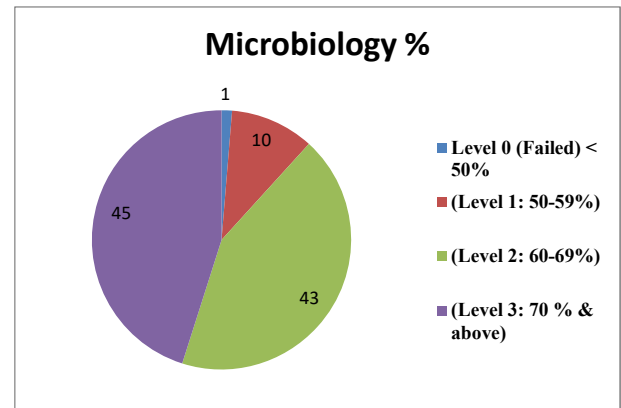
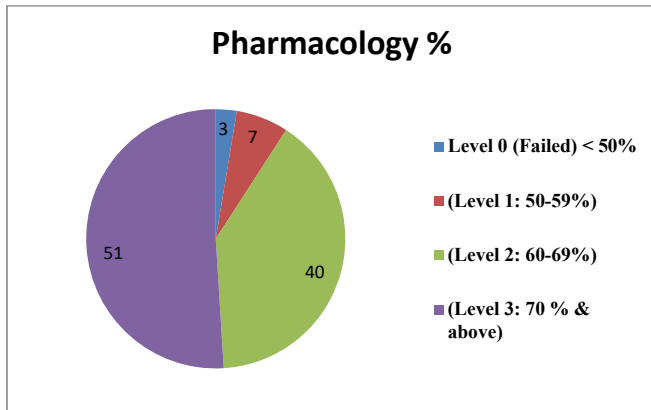
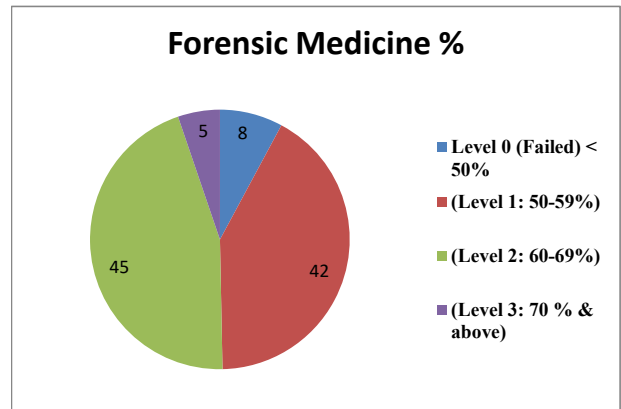
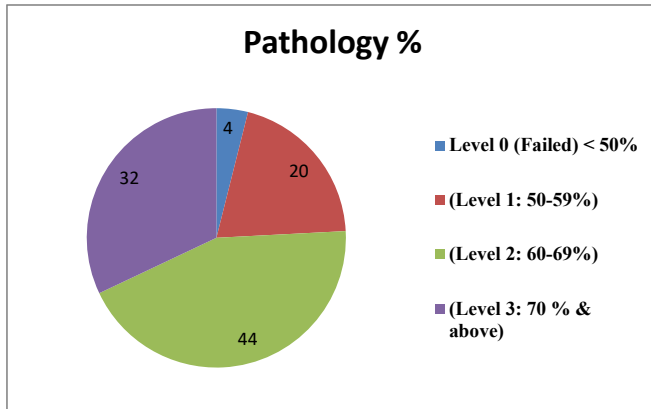
Program : First MBBS February 2021

Level	Anatomy		Physiology		Biochemistry		First MBBS Gross Total	
	No. of Students	%	No. of Students	%	No. of Students	%	No. Student	%
Level 0 (Failed) < 50%	5	3	8	5	1	1	9	6
(Level 1: 50-59%)	103	69	22	15	58	39	40	27
(Level 2: 60-69%)	41	27	103	69	90	60	100	67
(Level 3: 70 % & above)	1	1	17	11	1	1	1	1
Total no. of students appered	150	100	150	100	150	100	150	100

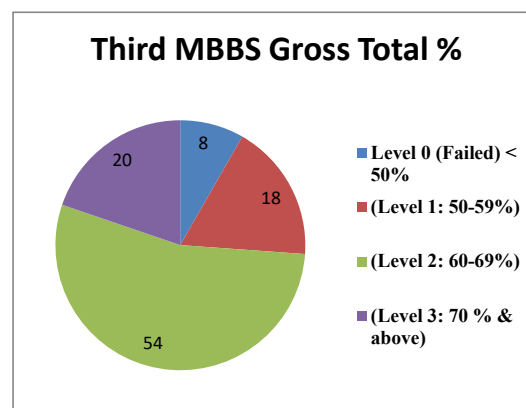
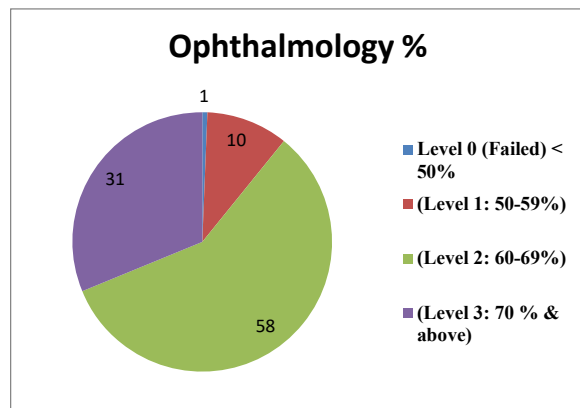
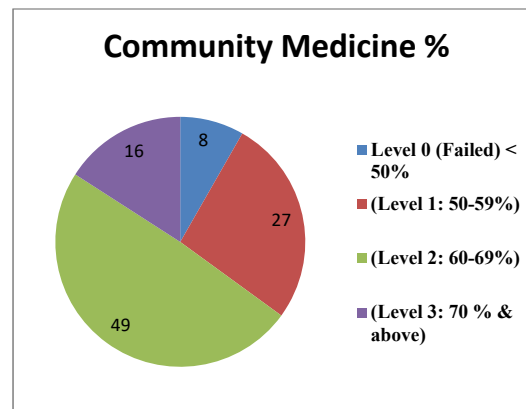
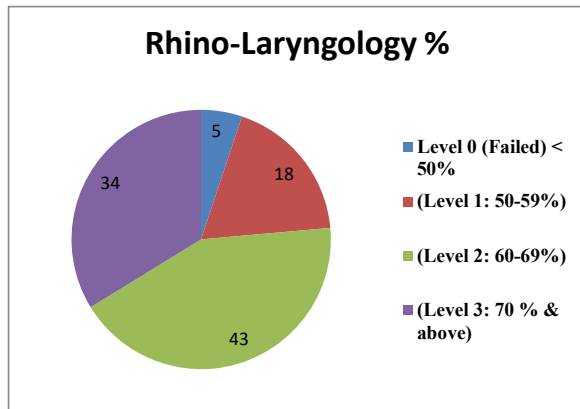


Program : Second MBBS April 2021

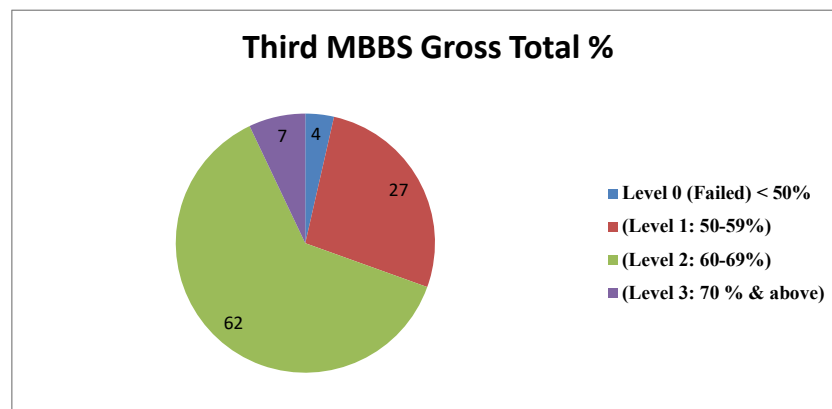
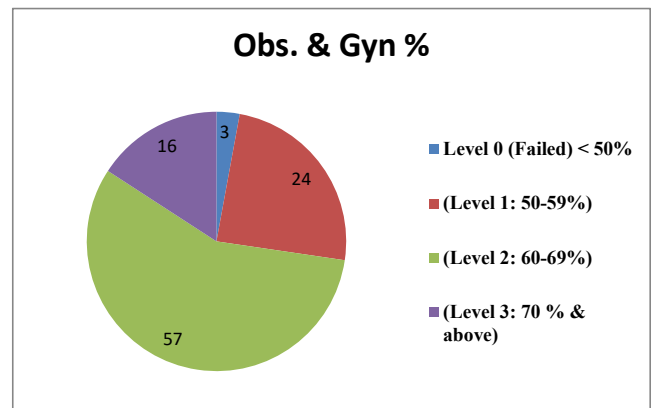
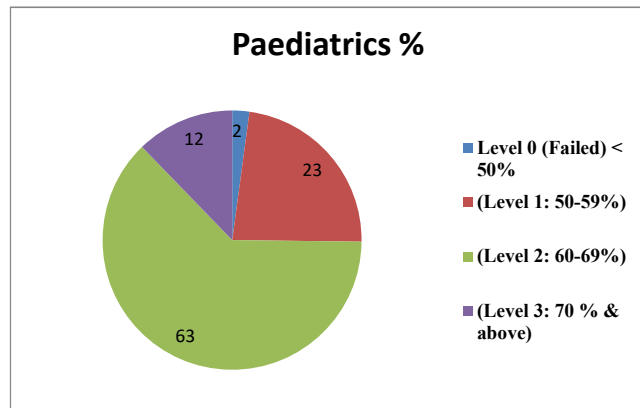
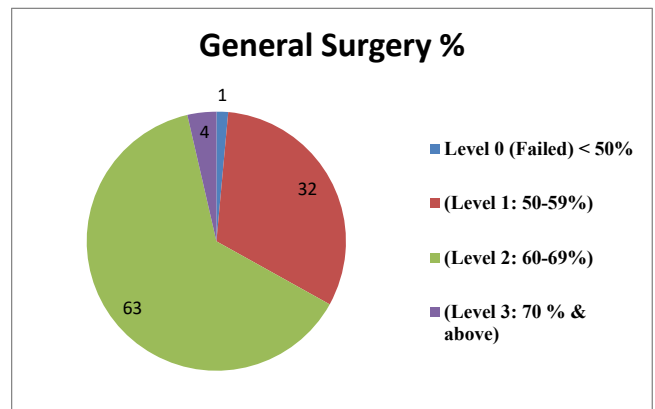
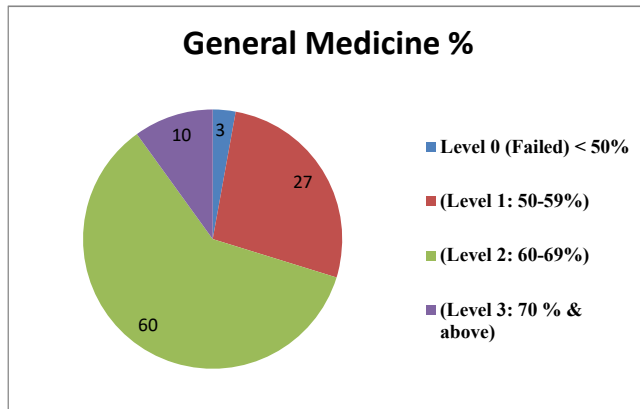
Level	Pathology		Forensic Medicine		Pharmacology		Microbiology		Second MBBS	
	No. of Students	%	No. of Students	%	No. of Students	%	No. of Students	%	No. Student	%
Level 0 (Failed) < 50%	6	4	12	8	4	3	2	1	12	8
(Level 1: 50-59%)	31	20	64	42	10	7	16	10	15	10
(Level 2: 60-69%)	67	44	69	45	61	40	66	43	78	51
(Level 3: 70 % & above)	49	32	8	5	78	51	69	45	48	31
Total no. of students appered	153	100	153	100	153	100	153	100	153	100



Program :Third MBBS Part -I April 2021								
Level	Rhino-Laryngology		Ophthalmology		Community Medicine		Third MBBS Gross Total	
	No. of Students	%	No. of Students	%	No. of Students	%	No. Student	%
Level 0 (Failed) < 50%	8	5	1	1	13	8	13	8
(Level 1: 50-59%)	29	18	16	10	42	27	28	18
(Level 2: 60-69%)	67	43	91	58	77	49	85	54
(Level 3: 70 % & above)	53	34	49	31	25	16	31	20
Total no. of students appered	157	100	157	100	157	100	157	100

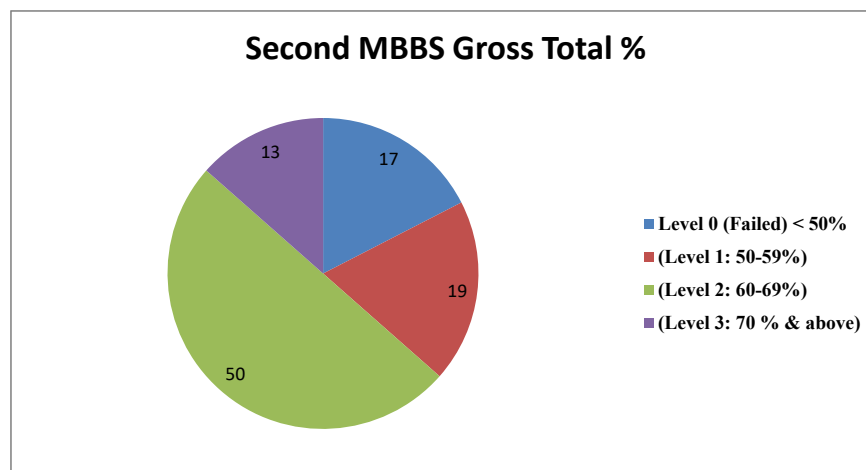
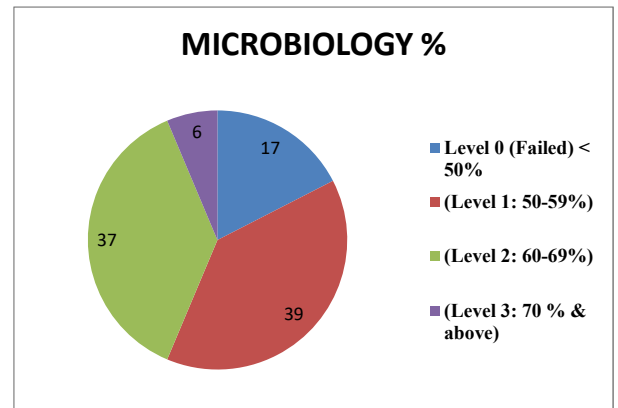
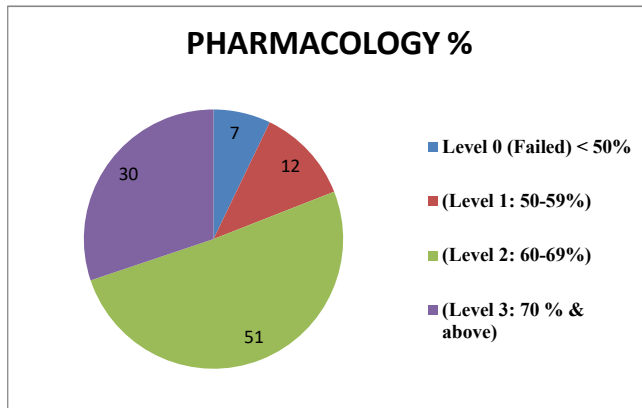
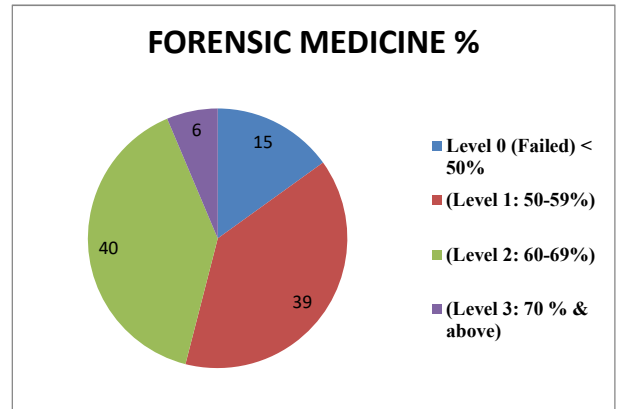
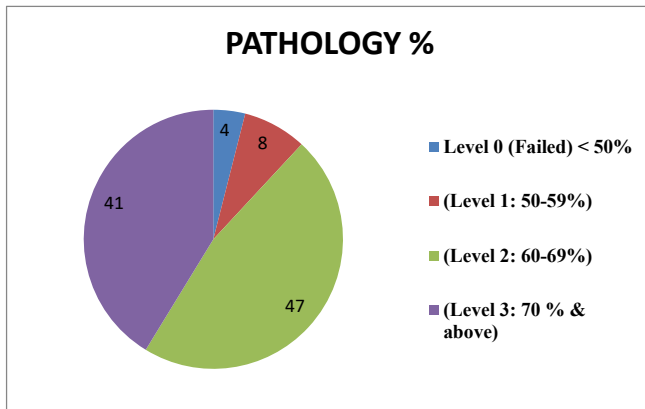


Program : MBBS- Third year Part-II April 2021										
Level	General Medicine		General Surgery		Obs. & Gyn		Paediatrics		Third MBBS Gross	
	No. of Students	%	No. of Students	%	No. of Students	%	No. of Students	%	No. Student	%
Level 0 (Failed) < 50%	4	3	2	1	4	3	3	2	5	4
(Level 1: 50-59%)	38	27	44	32	34	24	32	23	38	27
(Level 2: 60-69%)	85	60	88	63	79	57	87	63	88	62
(Level 3: 70 % & above)	14	10	5	4	22	16	17	12	10	7
Total no. of students appered	141	100	139	100	139	100	139	100	141	100

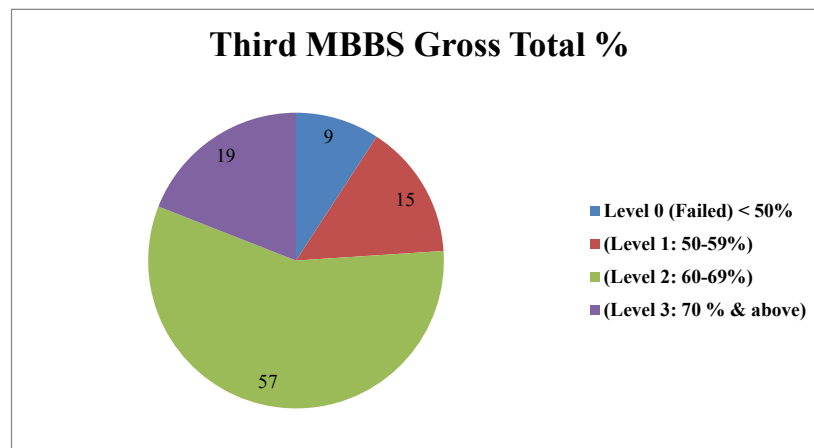
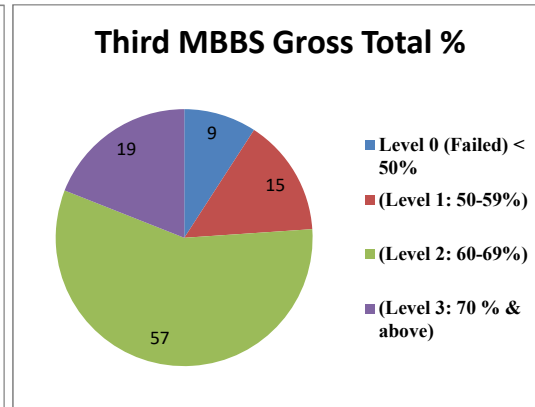
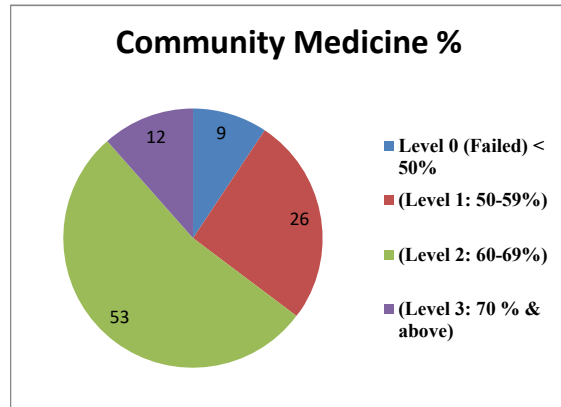
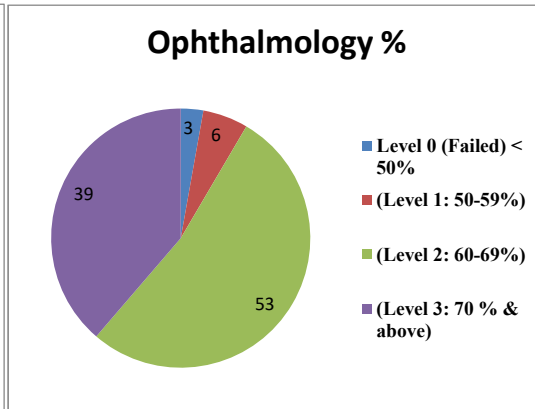
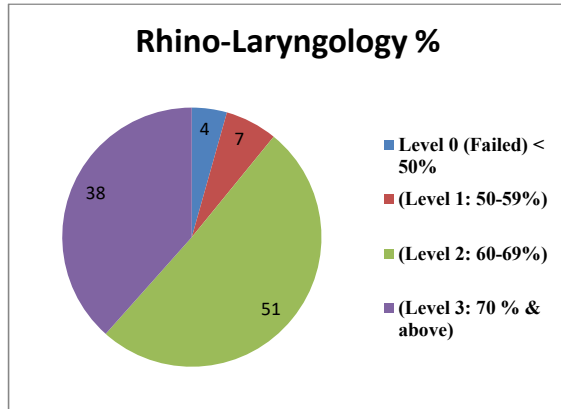


Program : Second MBBS February 2020

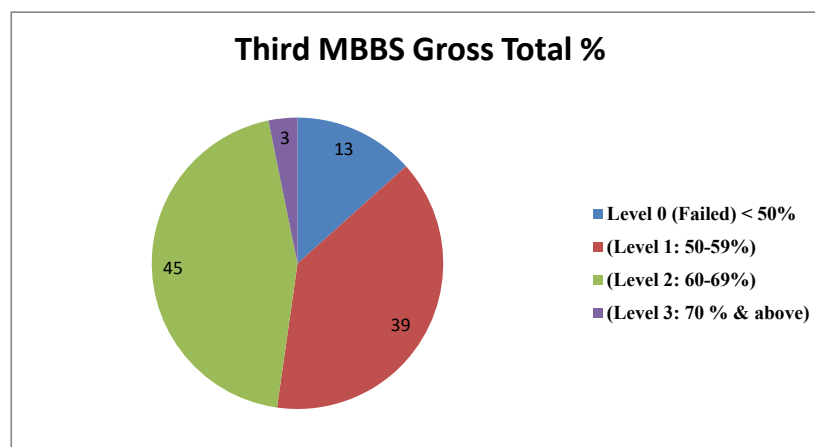
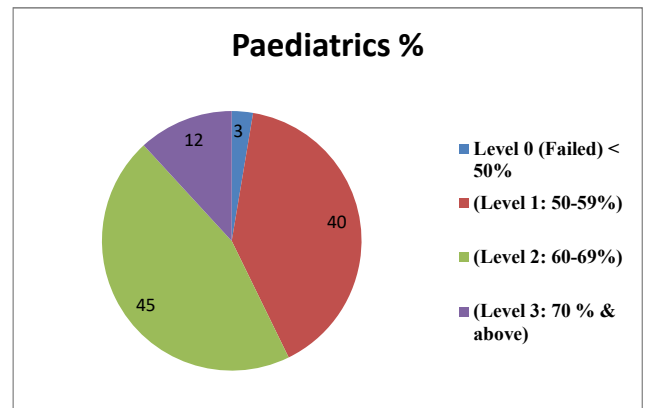
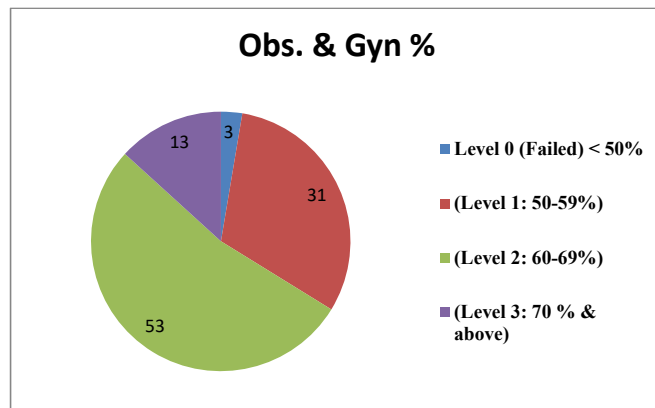
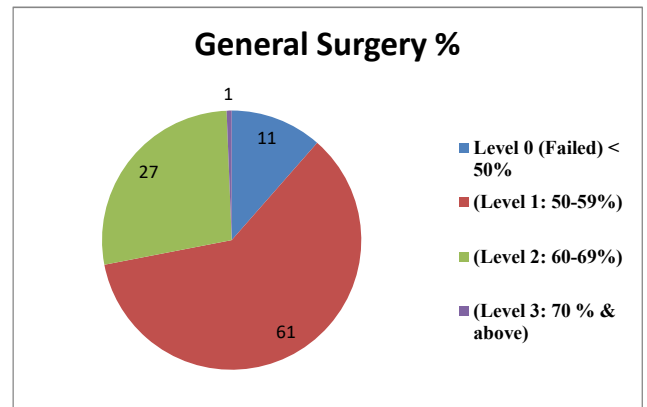
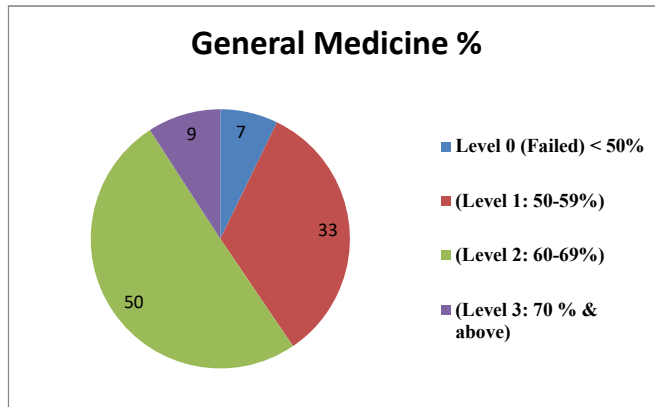
Level	Pathology		Forensic Medicine		Pharmacology		Microbiology		Second MBBS	
	No. of Students	%	No. of Students	%	No. of Students	%	No. of Students	%	No. Student	%
Level 0 (Failed) < 50%	5	4	19	15	9	7	22	17	22	17
(Level 1: 50-59%)	10	8	49	39	15	12	49	39	24	19
(Level 2: 60-69%)	59	47	50	40	64	51	47	37	63	50
(Level 3: 70 % & above)	52	41	8	6	38	30	8	6	17	13
Total no. of students appered	126	100	126	100	126	100	126	100	126	100



Program :Third MBBS Part -I january 2020								
Level	Rhino-Laryngology		Ophthalmology		Community Medicine		Third MBBS Gross Total	
	No. of Students	%	No. of Students	%	No. of Students	%	No. Student	%
Level 0 (Failed) < 50%	6	4	4	3	13	9	13	9
(Level 1: 50-59%)	9	7	8	6	36	26	21	15
(Level 2: 60-69%)	70	51	75	53	74	53	81	57
(Level 3: 70 % & above)	53	38	55	39	16	12	27	19
Total no. of students appered	138	100	142	100	139	100	142	100

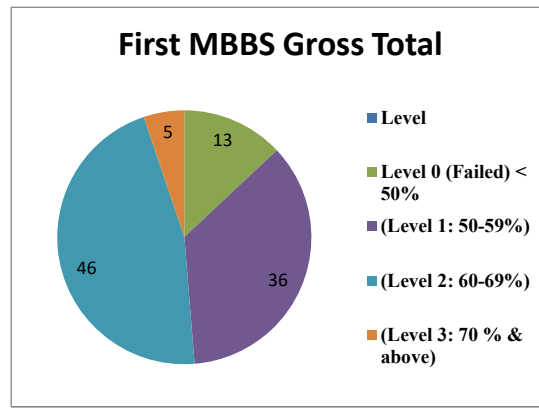
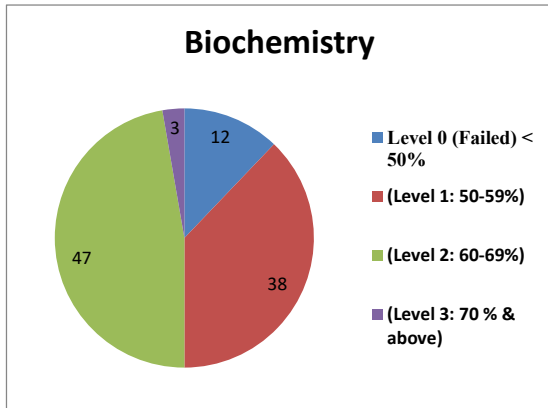
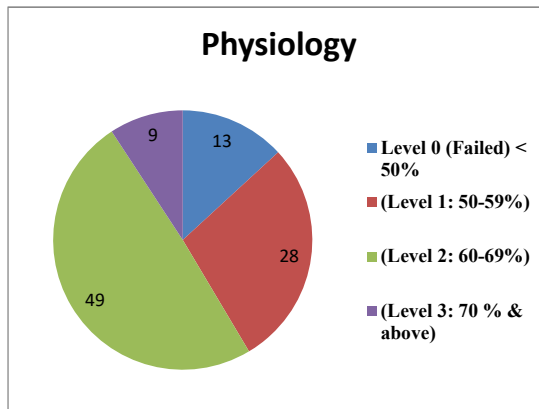
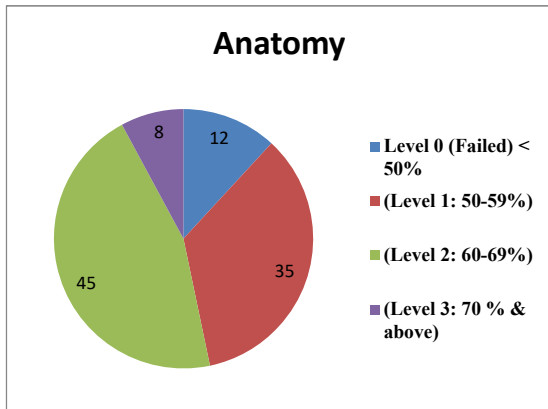


Program : MBBS- Third year Part-II JANUARY-2020										
Level	General Medicine		General Surgery		Obs. & Gyn		Paediatrics		Third MBBS Gross	
	No. of Students	%	No. of Students	%	No. of Students	%	No. of Students	%	No. Student	%
Level 0 (Failed) < 50%	11	7	18	11	4	3	4	3	21	13
(Level 1: 50-59%)	51	33	95	61	47	31	61	40	61	39
(Level 2: 60-69%)	77	50	43	27	80	53	69	45	70	45
(Level 3: 70 % & above)	14	9	1	1	20	13	18	12	5	3
Total no. of students appered	153	100	157	100	151	100	152	100	157	100



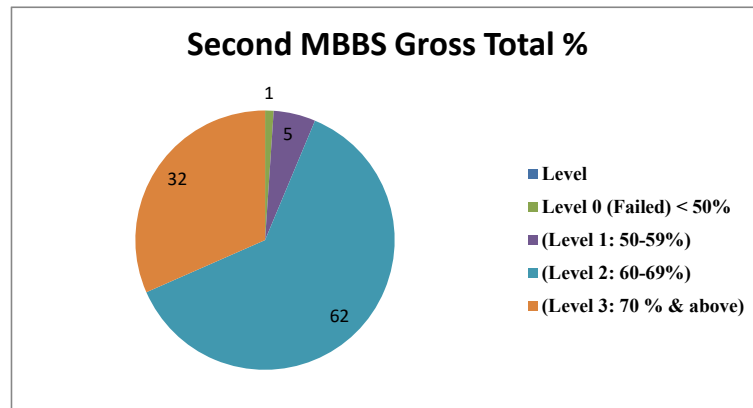
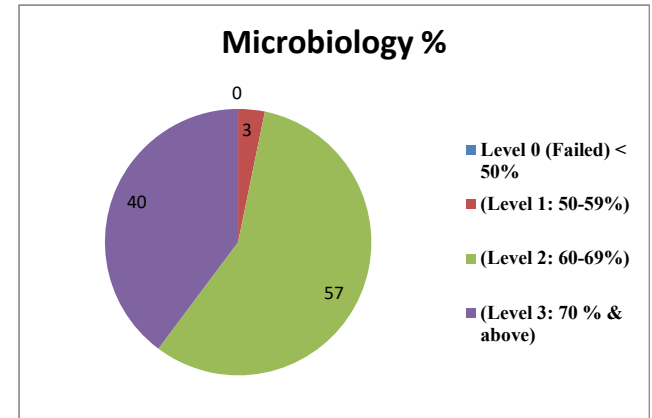
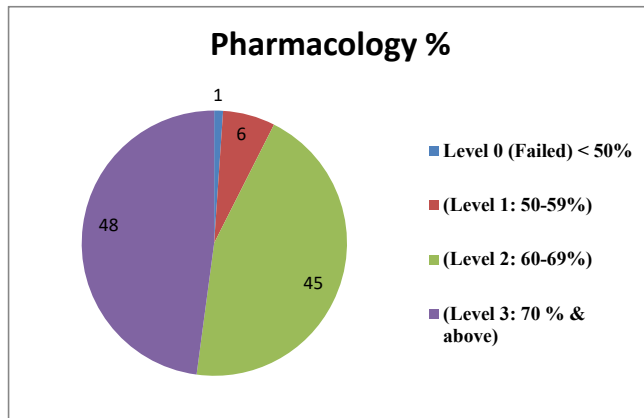
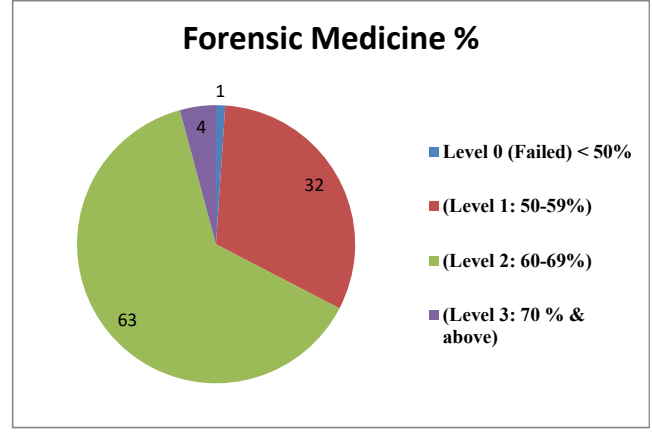
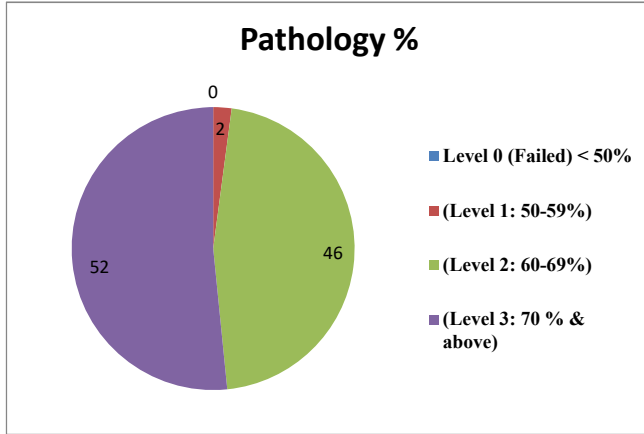
Program : First MBBS July 2019

Level	Anatomy		Physiology		Biochemistry		First MBBS Gross	
	No. of Students	%	No. of Students	%	No. of Students	%	No. Student	%
Level 0 (Failed) < 50%	18	12	20	13	18	12	20	13
(Level 1: 50-59%)	53	35	43	28	56	38	55	36
(Level 2: 60-69%)	69	45	75	49	70	47	71	46
(Level 3: 70 % & above)	12	8	14	9	4	3	8	5
Total no. of students appered	152	100	152	100	148	100	154	100

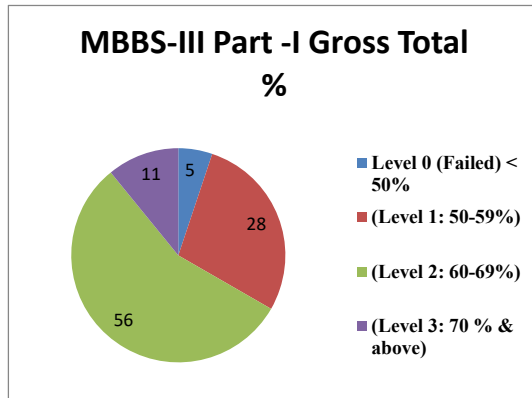
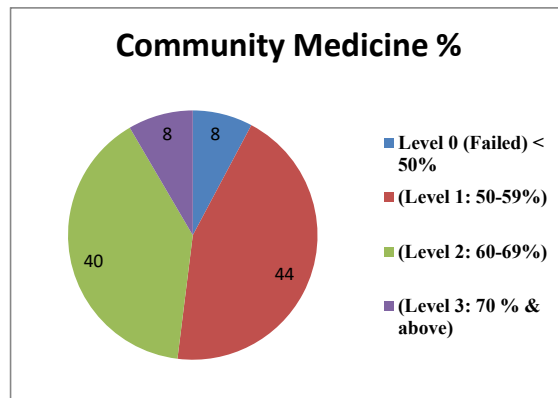
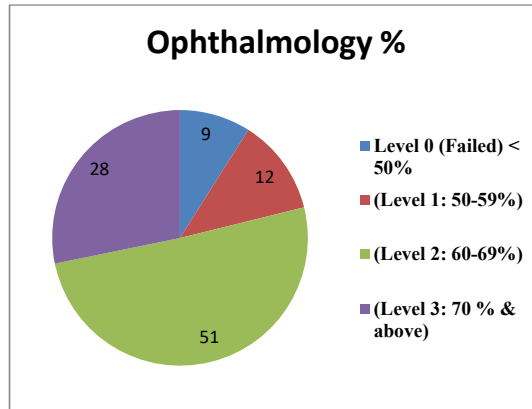
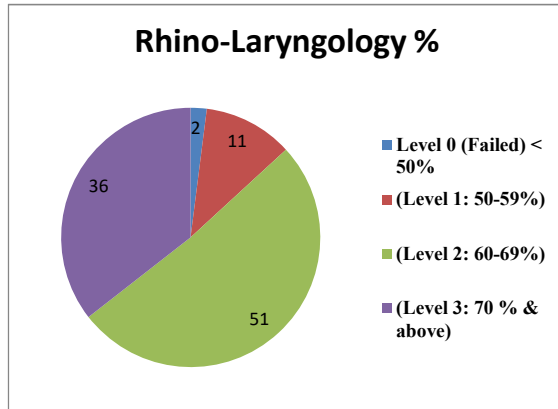


Program : Second MBBS February 2019

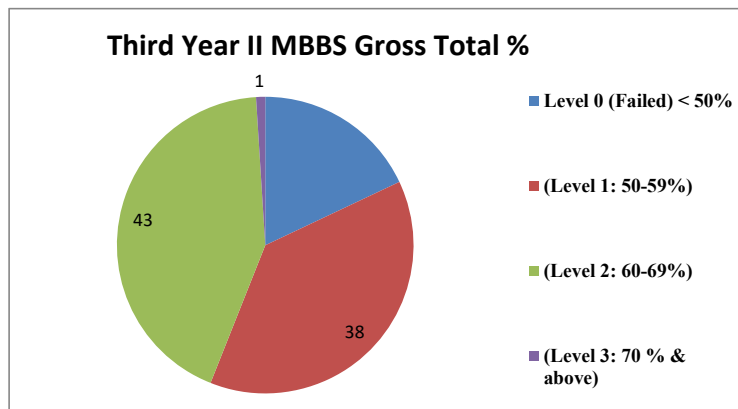
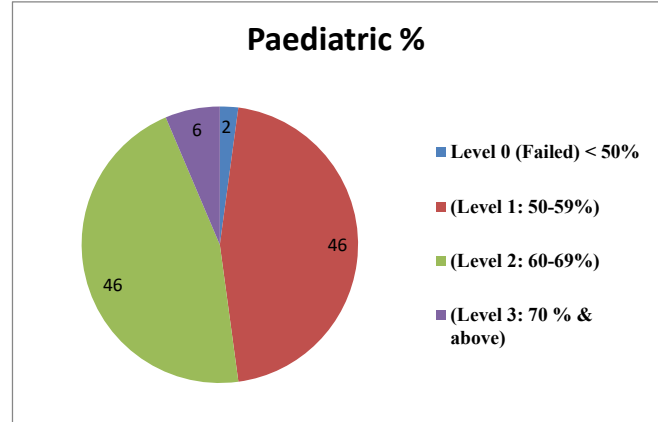
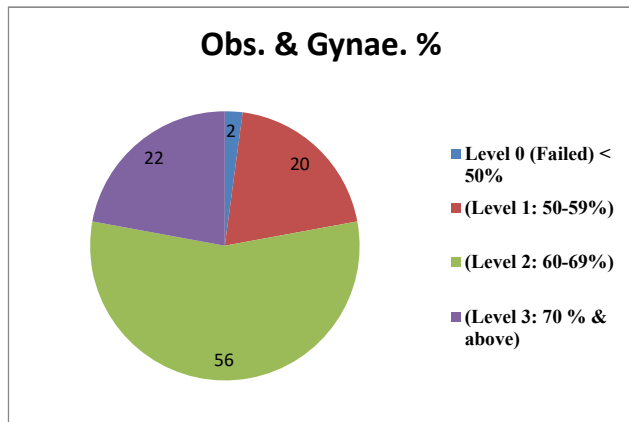
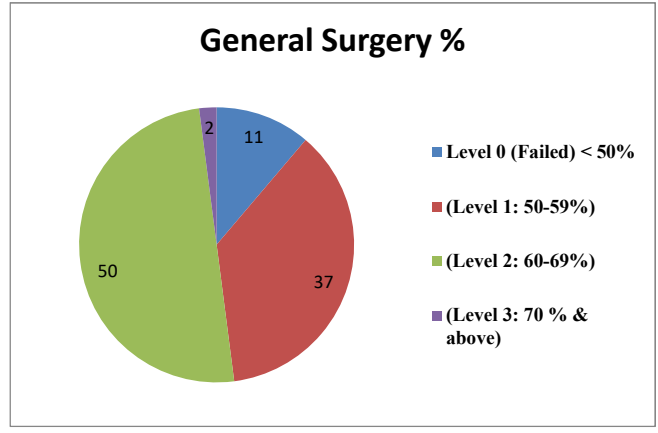
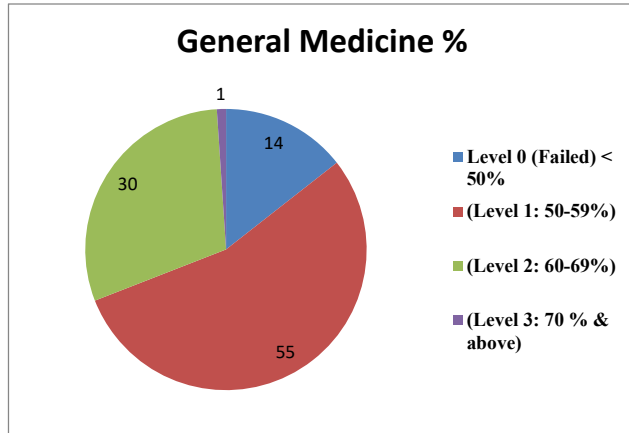
Level	Pathology		Forensic Medicine		Pharmacology		Microbiology		Second MBBS Gross Total	
	No. of Students	%	No. of Students	%	No. of Students	%	No. of Students	%	No. Student	%
Level 0 (Failed) < 50%	0	0	1	1	1	1	0	0	1	1
(Level 1: 50-59%)	2	2	30	32	5	6	3	3	5	5
(Level 2: 60-69%)	44	46	60	63	42	45	53	57	59	62
(Level 3: 70 % & above)	49	52	4	4	46	48	37	40	30	32
Total no. of students appered	95	100	95	100	94	100	93	100	95	100



Program :Third MBBS Part -I january 2019								
Level	Rhino-Laryngology		Ophthalmology		Community Medicine		Third MBBS Gross Total	
	No. of Students	%	No. of Students	%	No. of Students	%	No. Student	%
Level 0 (Failed) < 50%	3	2	14	9	12	8	8	5
(Level 1: 50-59%)	17	11	19	12	68	44	44	28
(Level 2: 60-69%)	78	51	79	51	61	40	87	56
(Level 3: 70 % & above)	54	36	44	28	13	8	17	11
Total no. of students appered	152	100	156	100	154	100	156	100

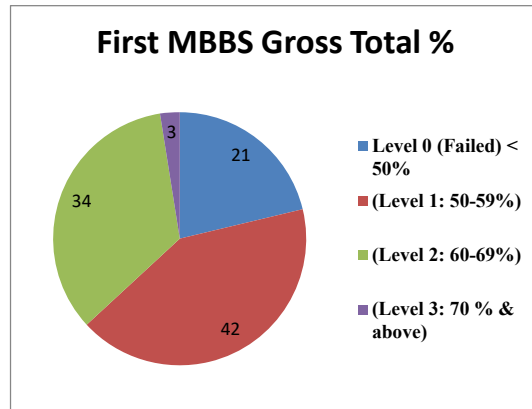
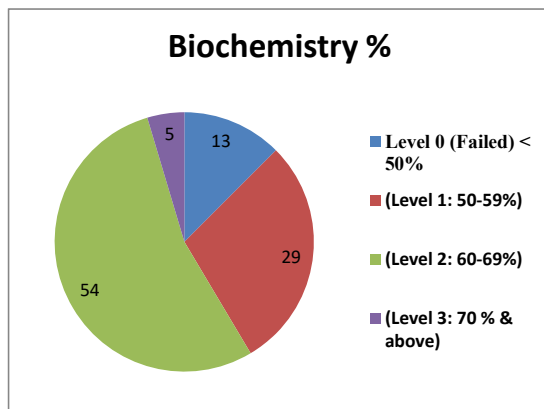
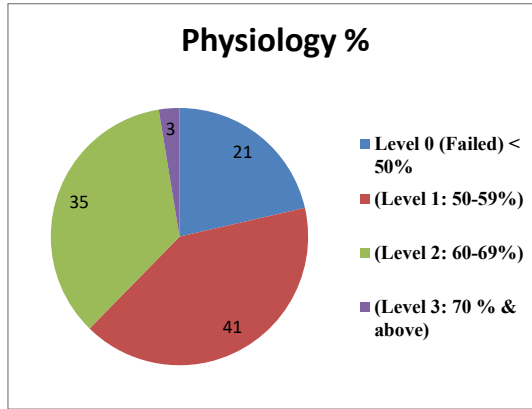
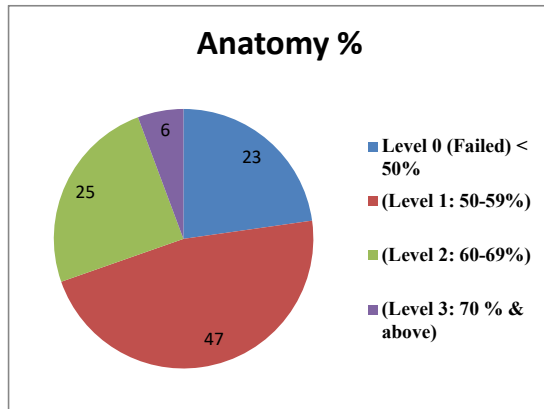


Program : MBBS- Third year Part-II January 2019										
Level	General Medicine		General Surgery		Obs. & Gyn		Paediatrics		Third MBBS Gross Total	
	No. of Students	%	No. of Students	%	No. of Students	%	No. of Students	%	No. Student	%
Level 0 (Failed) < 50%	14	14	11	11	2	2	2	2	18	18
(Level 1: 50-59%)	53	55	36	37	19	20	43	46	38	38
(Level 2: 60-69%)	29	30	49	50	53	56	43	46	43	43
(Level 3: 70 % & above)	1	1	2	2	21	22	6	6	1	1
Total no. of students appered	97	100	98	100	95	100	94	100	100	100

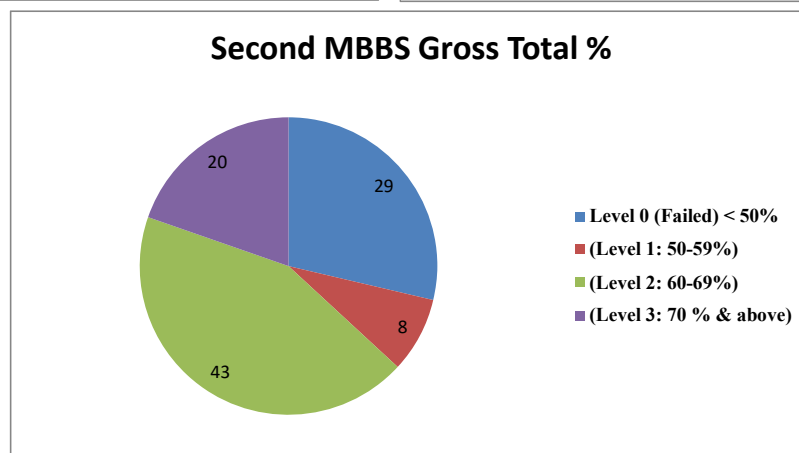
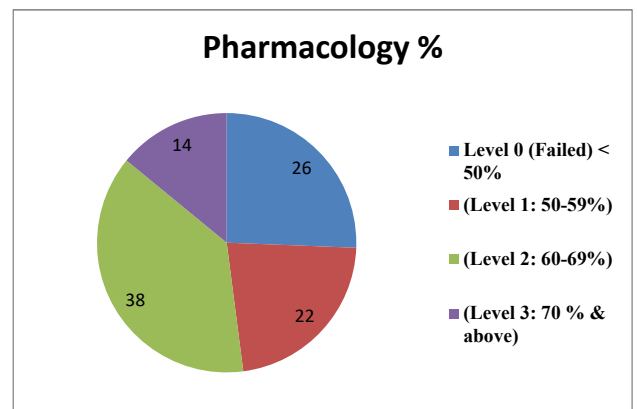
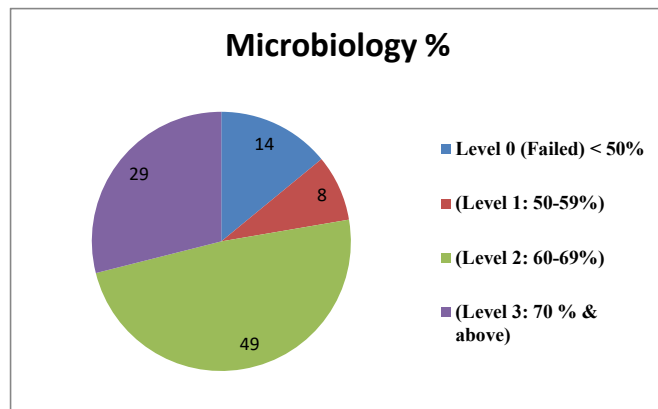
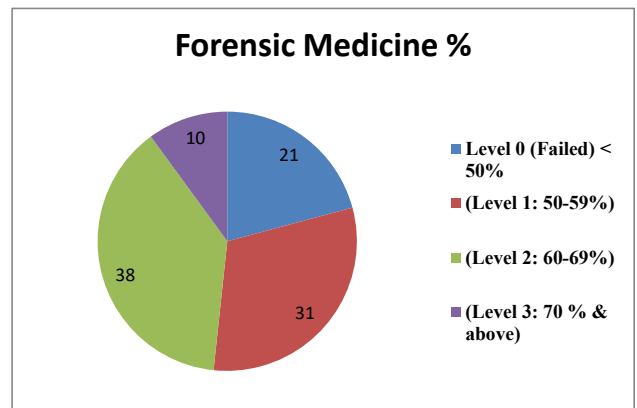
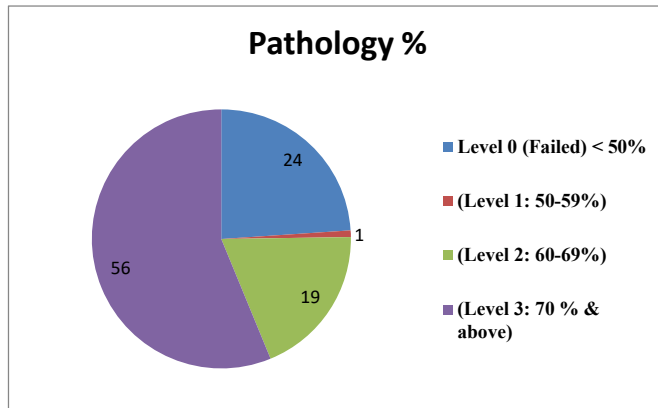


Program : FIRST M.B.B.S. (MAIN) EXAMINATION JULY -2018

Level	Anatomy		Physiology		Biochemistry		First MBBS Gross Total	
	No. of Students	%	No. of Students	%	No. of Students	%	No. Student	%
Level 0 (Failed) < 50%	36	23	33	21	19	13	34	21
(Level 1: 50-59%)	74	47	63	41	44	29	67	42
(Level 2: 60-69%)	39	25	54	35	82	54	55	34
(Level 3: 70 % & above)	9	6	4	3	7	5	4	3
Total no. of students appered	158	100	154	100	152	100	160	100



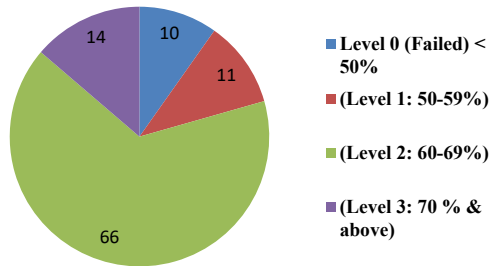
Program : Second MBBS FEBRUARY-2018										
Level	Pathology		Forensic Medicine		Pharmacology		Microbiology		Second MBBS Gross Total	
	No. of Students	%	No. of Students	%	No. of Students	%	No. of Students	%	No. of Students	%
Level 0 (Failed) < 50%	29	24	25	21	31	26	17	14	35	29
(Level 1: 50-59%)	1	1	37	31	27	22	10	8	10	8
(Level 2: 60-69%)	23	19	46	38	46	38	59	49	53	43
(Level 3: 70 % & above)	68	56	12	10	17	14	35	29	24	20
Total no. of students appeared	121	100	120	100	121	100	121	100	122	100



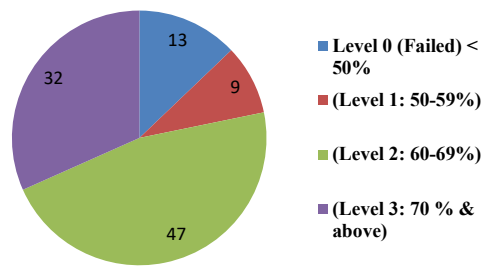
Program :Third MBBS Part -I JANUARY-2018

Level	Rhino-Laryngology		Ophthalmology		Community Medicine		Third MBBS Gross Total	
	No. of Students	%	No. of Students	%	No. of Students	%	No. Student	%
Level 0 (Failed) < 50%	10	10	13	13	9	9	17	17
(Level 1: 50-59%)	11	11	9	9	29	29	14	14
(Level 2: 60-69%)	67	66	47	47	50	51	55	54
(Level 3: 70 % & above)	14	14	32	32	11	11	16	16
Total no. of students appered	102	100	101	100	99	100	102	100

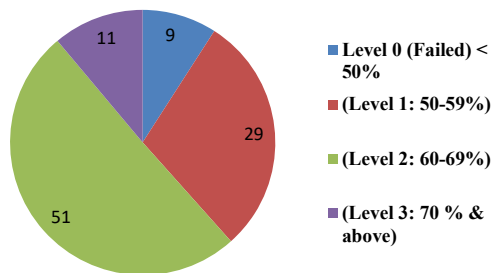
Rhino-Laryngology %



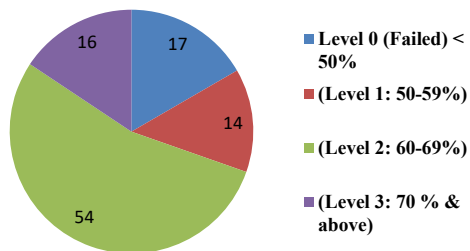
Ophthalmology %



Community Medicine %



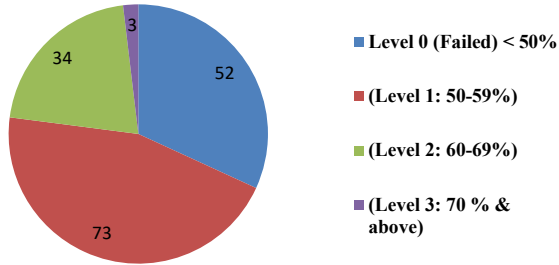
Third MBBS Gross Total %



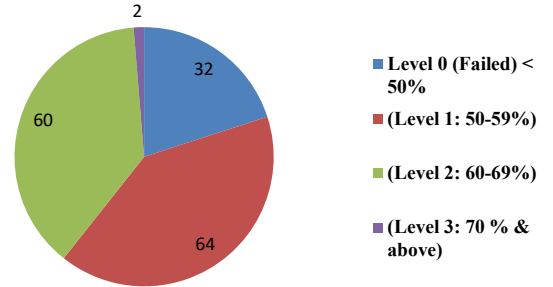
Program : MBBS- Third year Part-II JANUARY-2018

Level	General Medicine		General Surgery		Obs. & Gyn		Paediatrics		Third MBBS Gross Total	
	No. of Students	%	No. of Students	%	No. of Students	%	No. of Students	%	No. Student	%
Level 0 (Failed) < 50%	50	52	31	32	17	18	25	27	53	51
(Level 1: 50-59%)	71	73	63	64	42	44	85	90	52	50
(Level 2: 60-69%)	33	34	59	60	77	81	44	47	49	47
(Level 3: 70 % & above)	3	3	2	2	19	20	1	1	3	3
Total no. of students appered	157	162	155	158	155	163	155	165	157	151

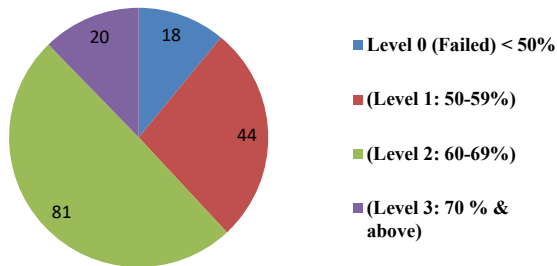
General Medicine %



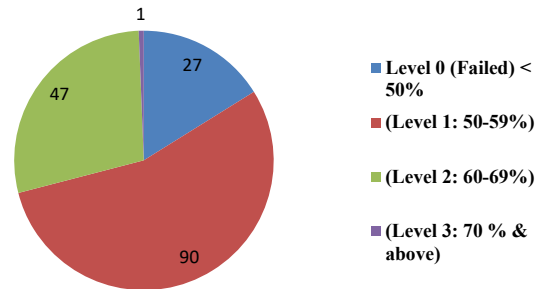
General Surgery %



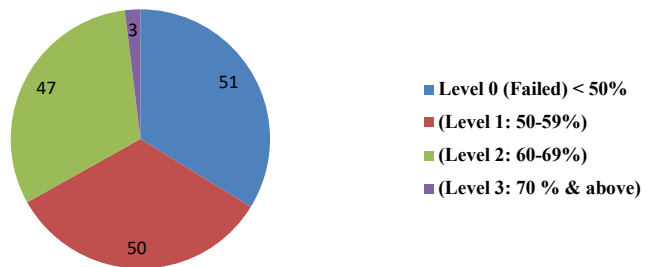
Obs. & Gyn %



Paediatrics %

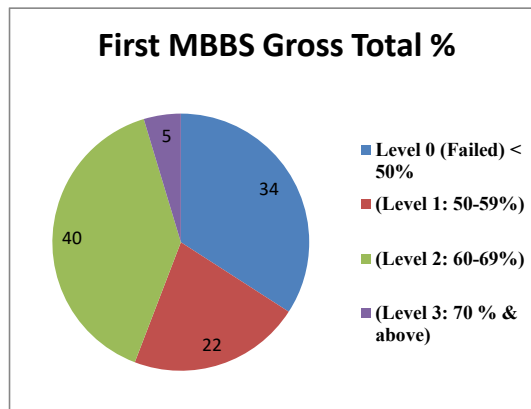
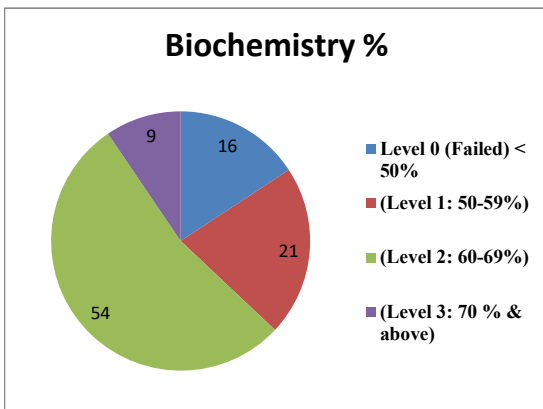
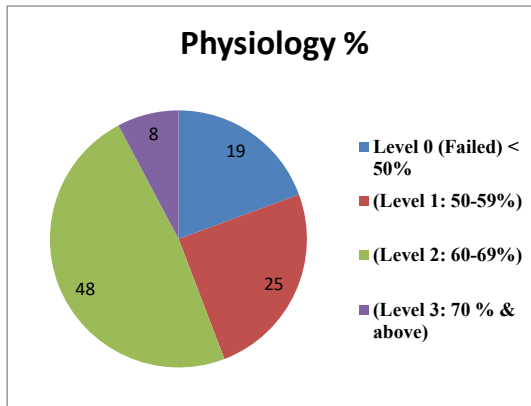
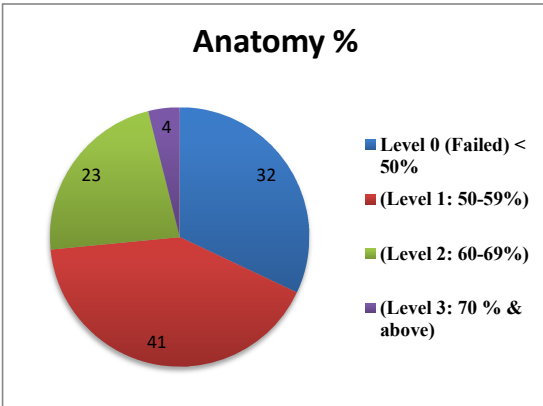


Third MBBS Gross Total %



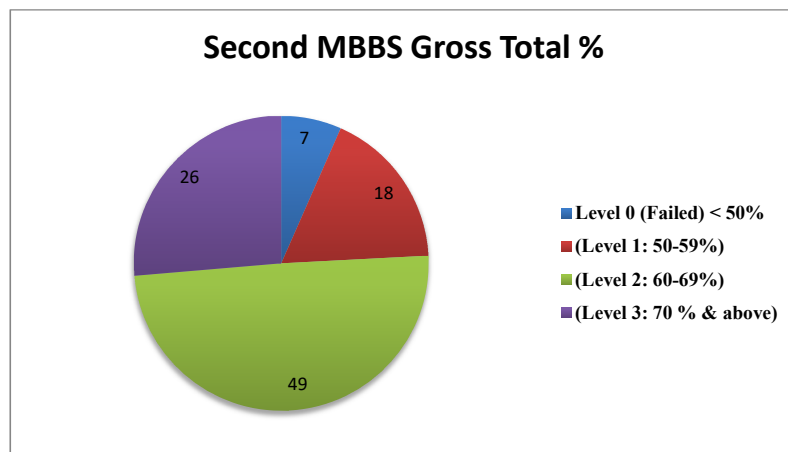
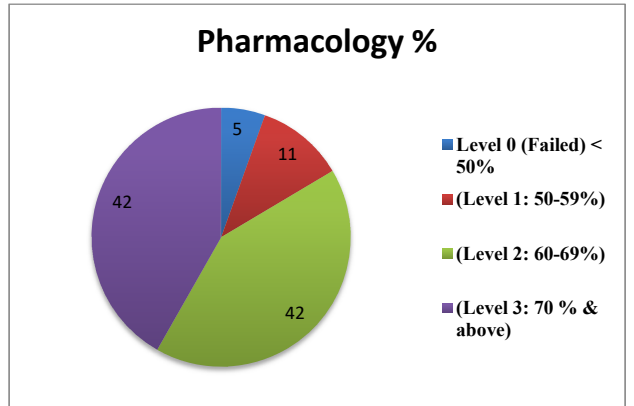
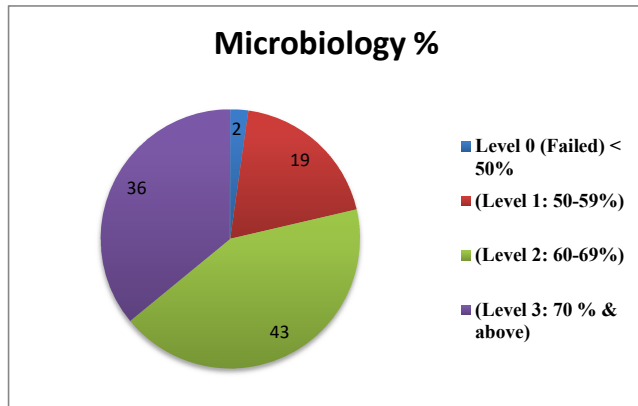
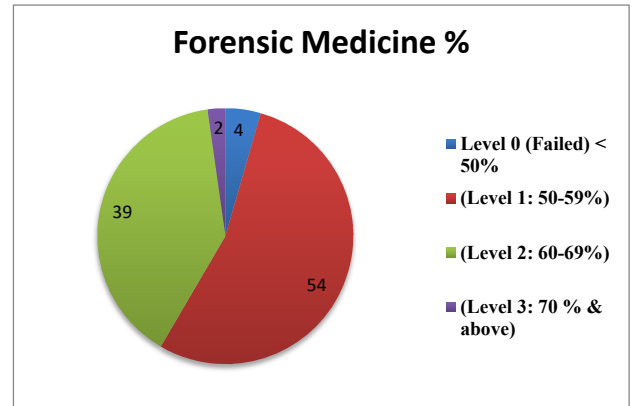
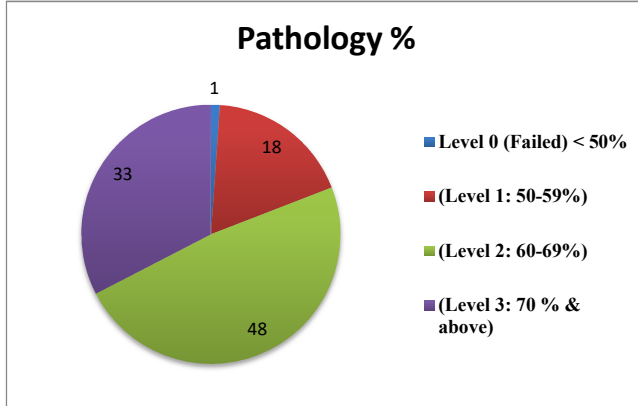
Program : First MBBS AUGUST-2017

Level	Anatomy		Physiology		Biochemistry		First MBBS Gross Total	
	No. of Students	%	No. of Students	%	No. of Students	%	No. Student	%
Level 0 (Failed) < 50%	41	32	25	19	20	16	44	34
(Level 1: 50-59%)	53	41	32	25	27	21	28	22
(Level 2: 60-69%)	29	23	62	48	68	54	51	40
(Level 3: 70 % & above)	5	4	10	8	12	9	6	5
Total no. of students appered	128	100	129	100	127	100	129	100



Program : Second MBBS JANUARY-2017

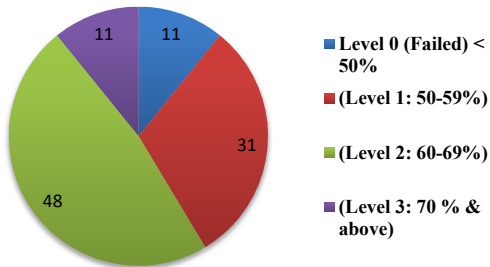
Level	Pathology		Forensic Medicine		Pharmacology		Microbiology		Second MBBS Gross Total	
	No. of Students	%	No. of Students	%	No. of Students	%	No. of Students	%	No. of Students	%
Level 0 (Failed) < 50%	1	1	4	4	5	5	2	2	6	7
(Level 1: 50-59%)	16	18	48	54	10	11	17	19	16	18
(Level 2: 60-69%)	43	48	35	39	38	42	38	43	45	49
(Level 3: 70 % & above)	29	33	2	2	38	42	32	36	24	26
Total no. of students appered	89	100	89	100	91	100	89	100	91	100



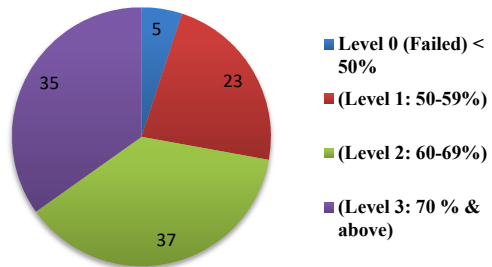
Program :Third MBBS Part -I JANUARY-2017

Level	Rhino-Laryngology		Ophthalmology		Community Medicine		Third MBBS Gross Total	
	No. of Students	%	No. of Students	%	No. of Students	%	No. Student	%
Level 0 (Failed) < 50%	17	11	8	5	14	9	19	12
(Level 1: 50-59%)	48	31	36	23	36	23	40	25
(Level 2: 60-69%)	75	48	59	37	79	51	76	48
(Level 3: 70 % & above)	17	11	55	35	25	16	25	16
Total no. of students appered	157	100	158	100	154	100	160	100

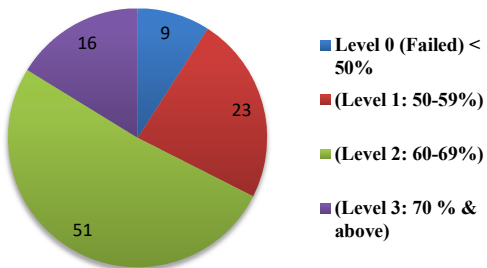
Rhino-Laryngology %



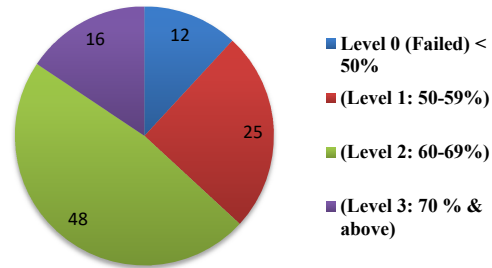
Ophthalmology %



Community Medicine %

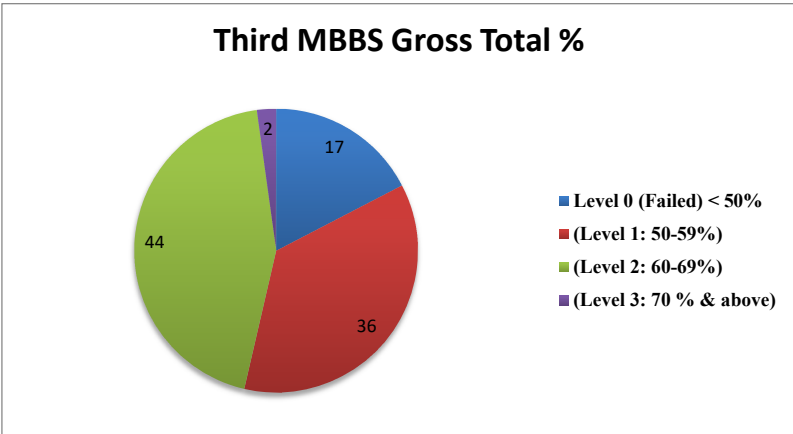
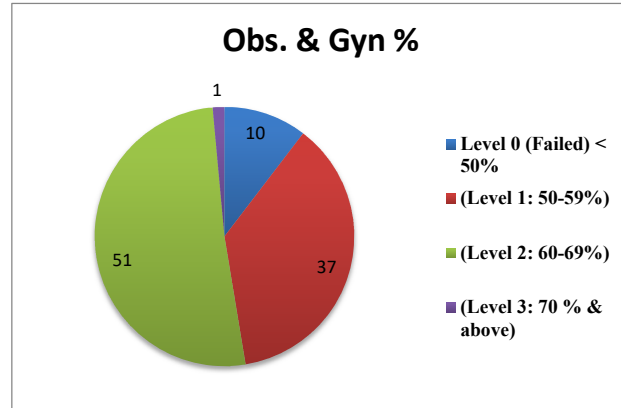
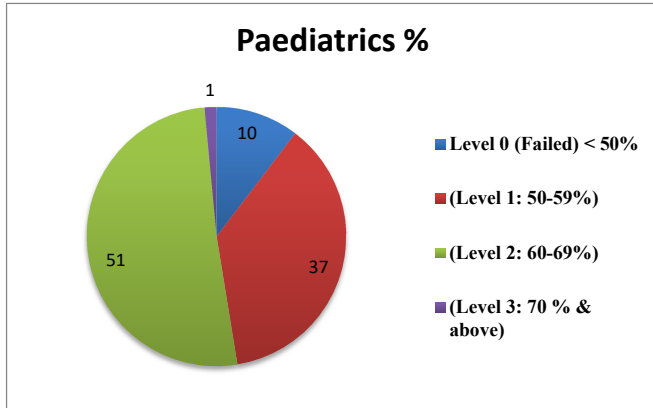
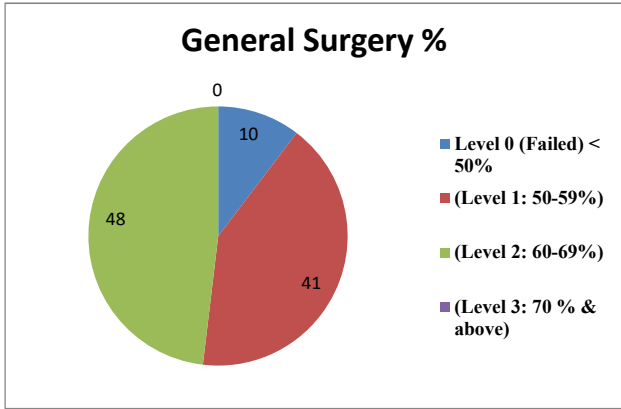
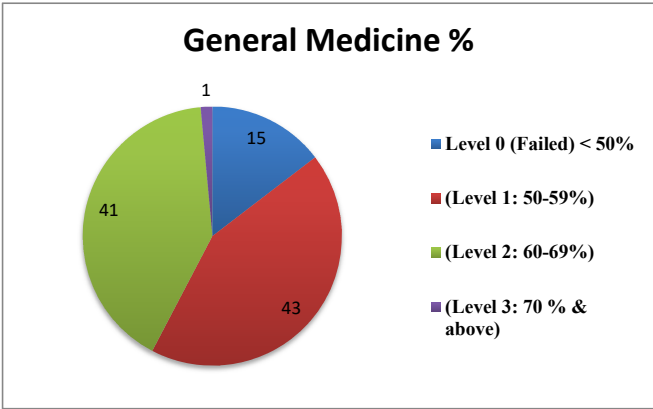


Third MBBS Gross Total %



Program : MBBS- Third year Part-II JANUARY-2017

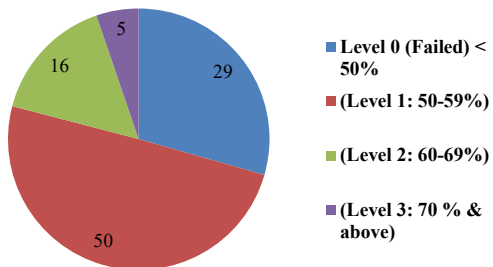
Level	General Medicine		General Surgery		Obs. & Gyn		Paediatrics		Third MBBS Gross Total	
	No. of Students	%	No. of Students	%	No. of Students	%	No. of Students	%	No. Student	%
Level 0 (Failed) < 50%	20	15	14	10	14	10	14	10	24	17
(Level 1: 50-59%)	59	43	56	41	50	37	50	37	50	36
(Level 2: 60-69%)	56	41	65	48	69	51	69	51	61	44
(Level 3: 70 % & above)	2	1	0	0	2	1	2	1	3	2
Total no. of students appered	137	100	135	100	135	100	135	100	138	100



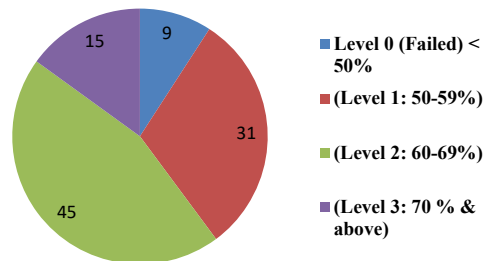
Program : First MBBS AUGUST-2016

Level	Anatomy		Physiology		Biochemistry		First MBBS Gross Total	
	No. of Students	%	No. of Students	%	No. of Students	%	No. Student	%
Level 0 (Failed) < 50%	45	29	14	9	22	15	46	30
(Level 1: 50-59%)	76	50	47	31	39	26	48	31
(Level 2: 60-69%)	24	16	69	45	74	50	52	34
(Level 3: 70 % & above)	8	5	23	15	14	9	8	5
Total no. of students appered	153	100	153	100	149	100	154	100

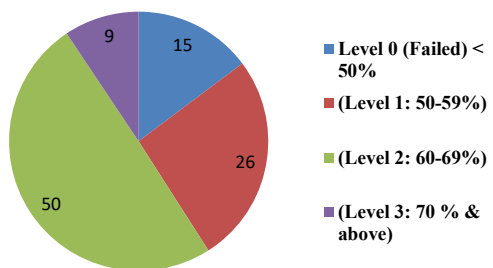
Anatomy %



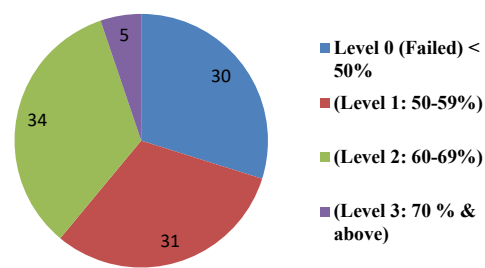
Physiology %



Biochemistry %

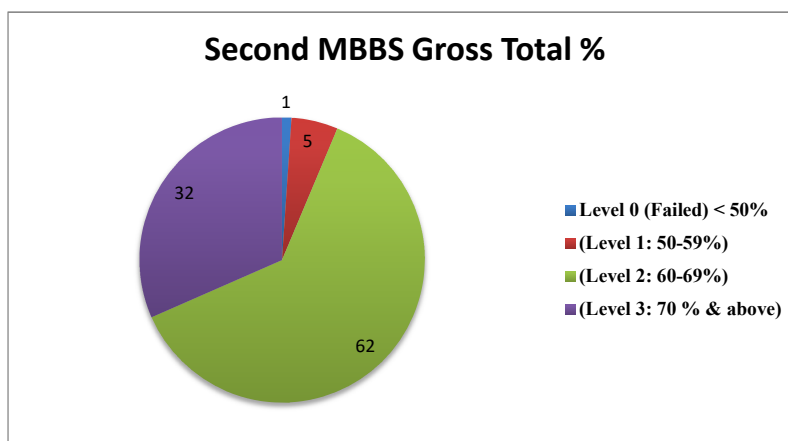
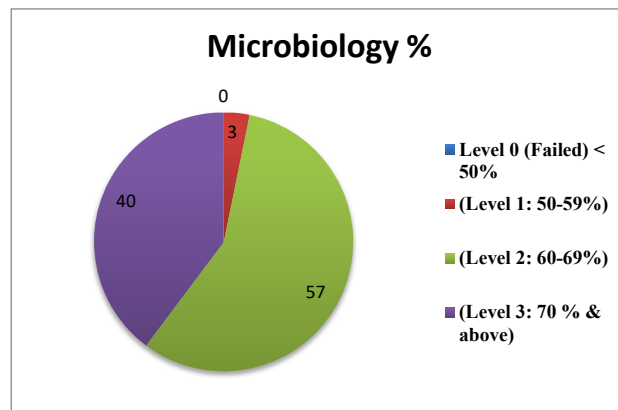
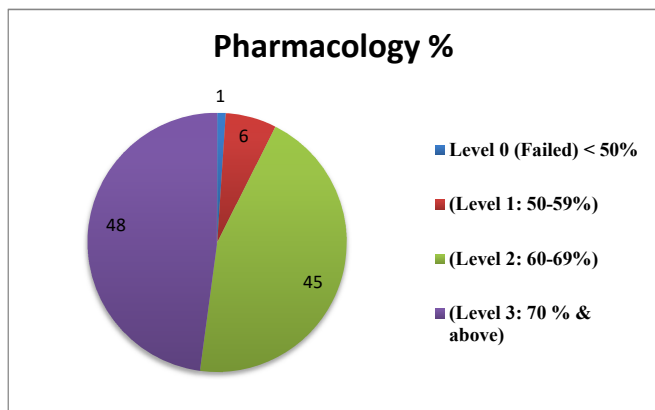
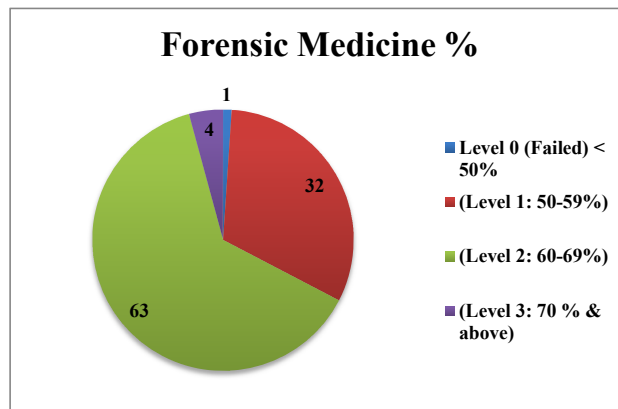
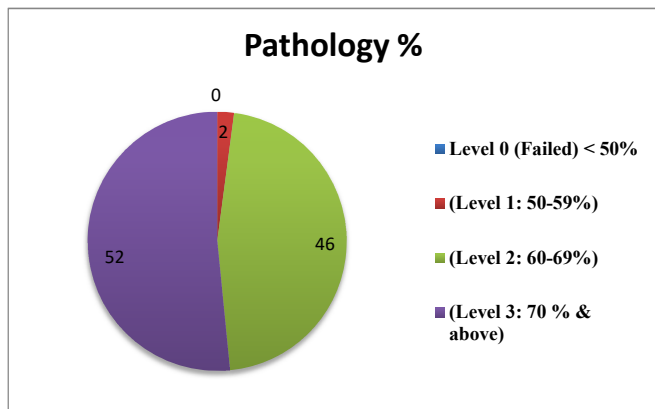


First MBBS Gross Total %

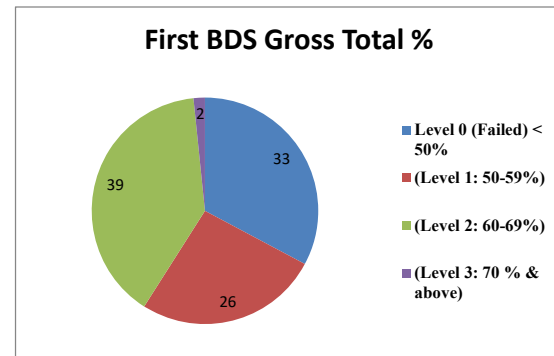
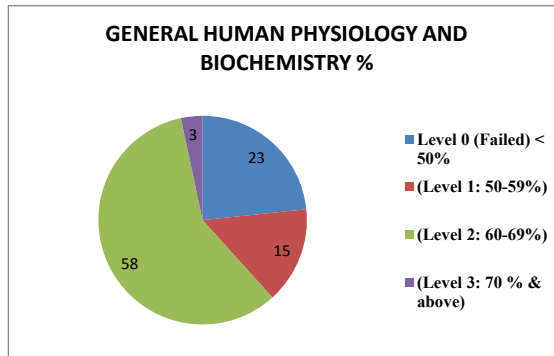
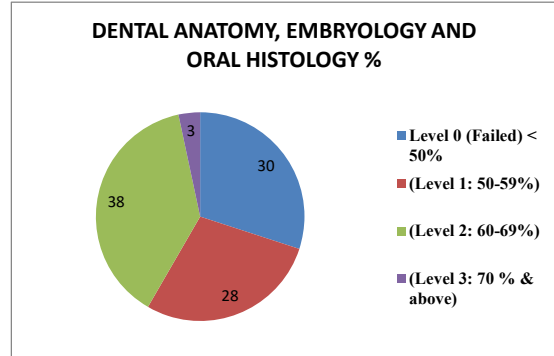
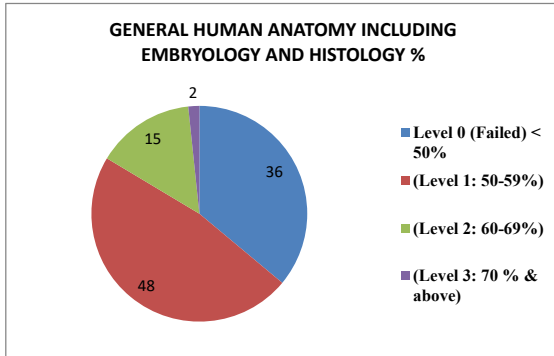


Program : SECOND M.B.B.S. (MAIN) EXAMINATION DECEMBER-2015

Level	Pathology		Forensic Medicine		Pharmacology		Microbiology		Second MBBS Gross Total	
	No. of Students	%	No. of Students	%	No. of Students	%	No. of Students	%	No. of Students	%
Level 0 (Failed) < 50%	0	0	1	1	1	1	0	0	1	1
(Level 1: 50-59%)	2	2	30	32	5	6	3	3	5	5
(Level 2: 60-69%)	44	46	60	63	42	45	53	57	59	62
(Level 3: 70 % & above)	49	52	4	4	46	48	37	40	30	32
Total no. of students appered	95	100	95	100	94	100	93	100	95	100



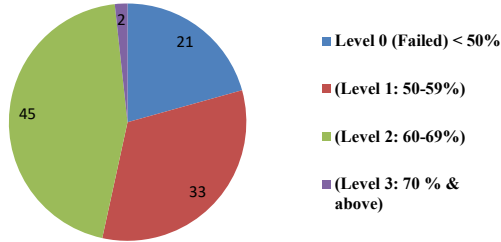
Program : FIRST B.D.S. (MAIN) EXAMINATION NOVEMBER-2020								
Level	GENERAL HUMAN ANATOMY INCLUDING EMBRYOLOGY AND HISTOLOGY		DENTAL ANATOMY, EMBRYOLOGY AND ORAL HISTOLOGY		GENERAL HUMAN PHYSIOLOGY AND BIOCHEMISTRY		First BDS Gross Total	
	No. of Students	%	No. of Students	%	No. of Students	%	No. Student	%
Level 0 (Failed) < 50%	22	36	18	30	14	23	20	33
(Level 1: 50-59%)	29	48	17	28	9	15	16	26
(Level 2: 60-69%)	9	15	23	38	35	58	24	39
(Level 3: 70 % & above)	1	2	2	3	2	3	1	2
Total no. of students appered	61	100	60	100	60	100	61	100



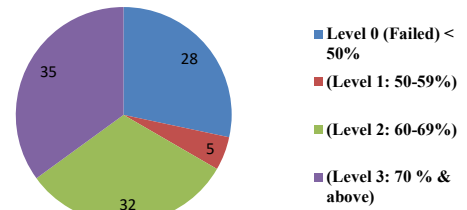
SECOND B.D.S. (MAIN) EXAMINATION NOVEMBER-2020

Level	GENERAL PATHOLOGY AND MICROBIOLOGY		GENERAL AND DENTAL PHARMACOLOGY AND THERAPEUTICS		DENTAL MATERIALS		SECOND BDS Gross Total	
	No. of Students	%	No. of Students	%	No. of Students	%	No. Student	%
Level 0 (Failed) < 50%	12	21	17	28	6	11	17	28
(Level 1: 50-59%)	19	33	3	5	0	0	2	3
(Level 2: 60-69%)	26	45	19	32	23	43	33	54
(Level 3: 70 % & above)	1	2	21	35	25	46	9	15
Total no. of students appered	58	100	60	100	54	100	61	100

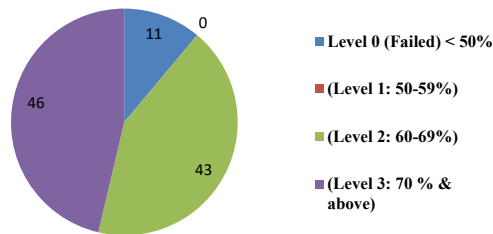
GENERAL PATHOLOGY AND MICROBIOLOGY %



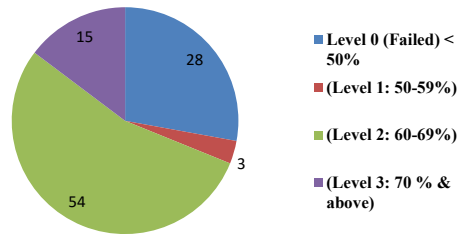
GENERAL AND DENTAL PHARMACOLOGY AND THERAPEUTICS %



DENTAL MATERIALS %



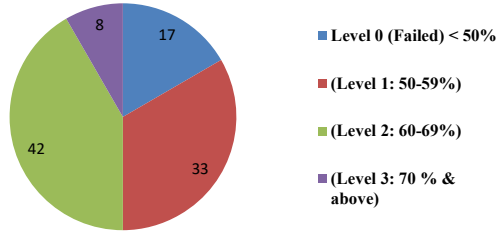
SECOND BDS Gross Total %



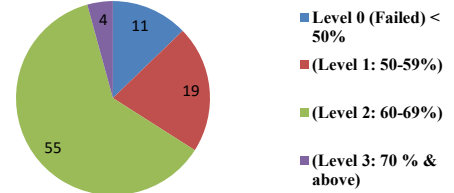
Program : THIRD B.D.S. (MAIN) EXAMINATION NOVEMBER-2020

Level	GENERAL MEDICINE		ORAL PATHOLOGY AND ORAL MICROBIOLOGY		GENERAL SURGERY		First BDS Gross Total	
	No. of Students	%	No. of Students	%	No. of Students	%	No. Student	%
	Level 0 (Failed) < 50%	8	17	6	11	4	9	9
(Level 1: 50-59%)	16	33	10	19	12	27	9	18
(Level 2: 60-69%)	20	42	29	55	29	64	30	61
(Level 3: 70 % & above)	4	8	2	4	0	0	1	2
Total no. of students appered	48	100	47	89	45	100	49	100

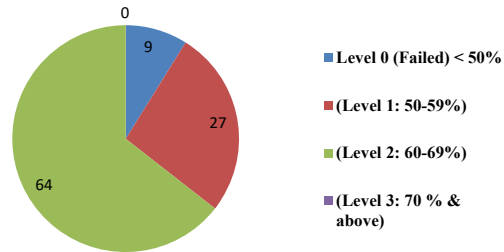
GENERAL MEDICINE %



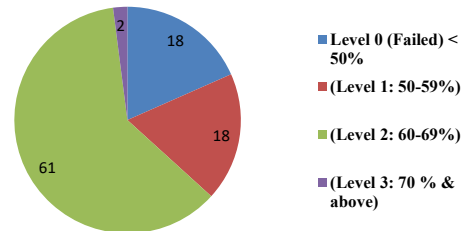
ORAL PATHOLOGY AND ORAL MICROBIOLOGY %



GENERAL SURGERY %



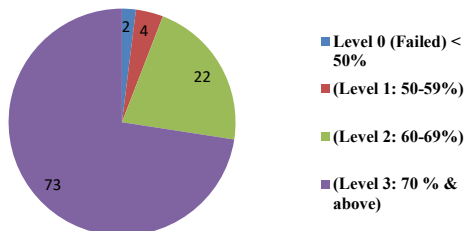
First BDS Gross Total %



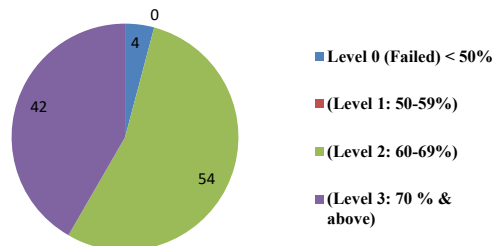
Program : FOURTH B.D.S. (MAIN) EXAMINATION NOVEMBER - 2020

Level	PUBLIC HEALTH DENTISTRY		PERIODONTOLOGY		ORTHODONTICS AND DENTOFACIAL ORTHOPAEDICS		ORAL MEDICINE AND RADIOLOGY	
	No. of Students	%	No. of Students	%	No. of Students	%	No. Student	%
Level 0 (Failed) < 50%	1	2	2	4	2	4	2	4
(Level 1: 50-59%)	2	4	0	0	1	2	4	8
(Level 2: 60-69%)	11	22	26	54	24	48	30	61
(Level 3: 70 % & above)	37	73	20	42	23	46	13	27
Total no. of students appered	51	100	48	100	50	100	49	100

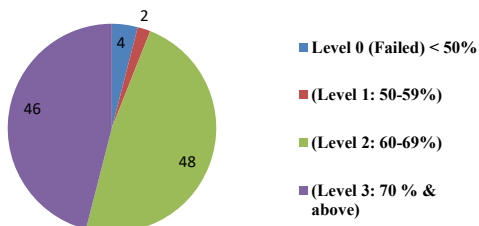
PUBLIC HEALTH DENTISTRY %



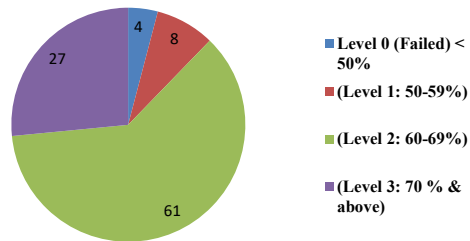
PERIODONTOLOGY %



ORTHODONTICS AND DENTOFACIAL ORTHOPAEDICS %



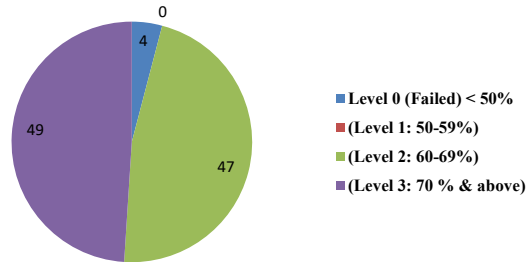
ORAL MEDICINE AND RADIOLOGY %



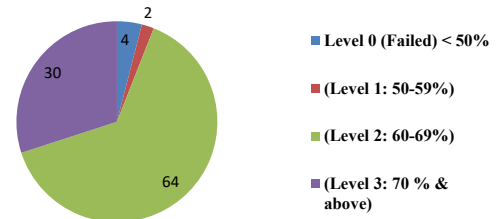
Program : FOURTH B.D.S. (MAIN) EXAMINATION NOVEMBER - 2020

Level	ORAL AND MAXILLOFACIAL SURGERY		CONSERVATIVE DENTISTRY AND ENDODONTICS		PROSTHODONTICS AND CROWN & BRIDGE		PEDIATRIC AND PREVENTIVE DENTISTRY		FOURTH B.D.S. GROSS TOTAL	
	No. of Students	%	No. of Students	%	No. of Students	%	No. Student	%	No. Student	%
Level 0 (Failed) < 50%	2	4	2	4	3	5	2	4	3	6
(Level 1: 50-59%)	0	0	1	2	8	13	0	0	4	8
(Level 2: 60-69%)	23	47	32	64	27	43	20	42	7	14
(Level 3: 70 % & above)	24	49	15	30	12	19	26	54	37	73
Total no. of students appered	49	100	50	100	50	79	48	100	51	100

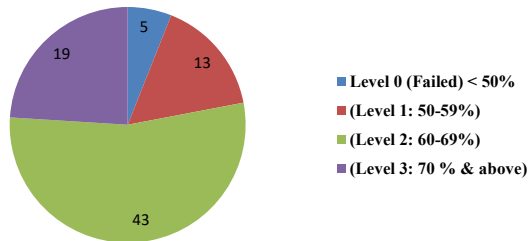
ORAL AND MAXILLOFACIAL SURGERY %



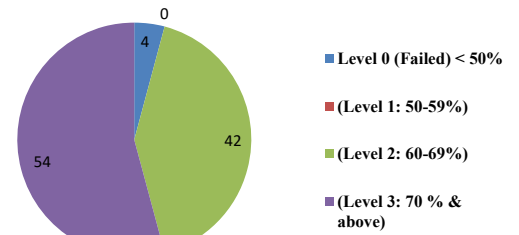
CONSERVATIVE DENTISTRY AND ENDODONTICS %



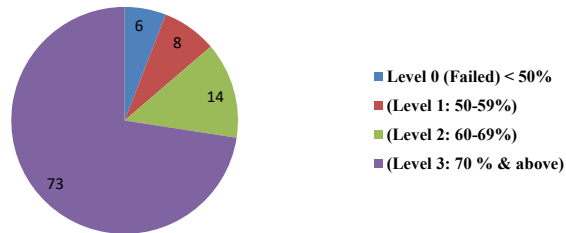
PROSTHODONTICS AND CROWN & BRIDGE %



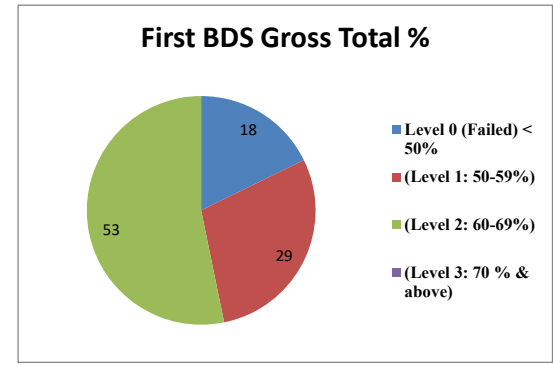
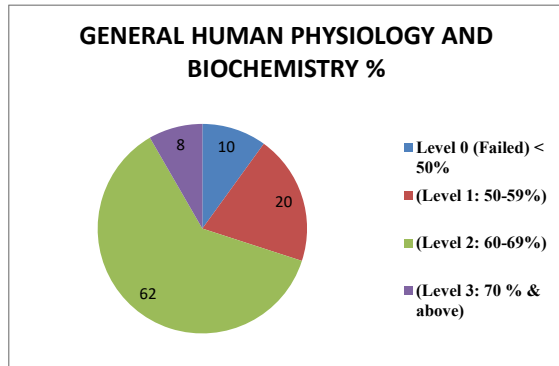
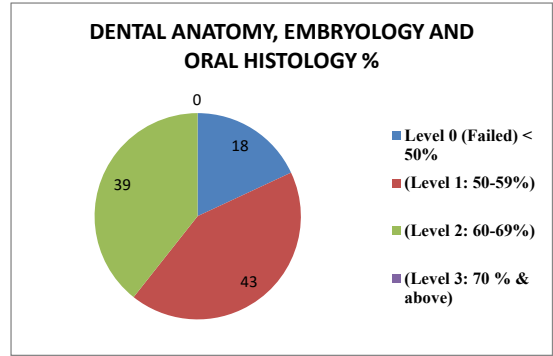
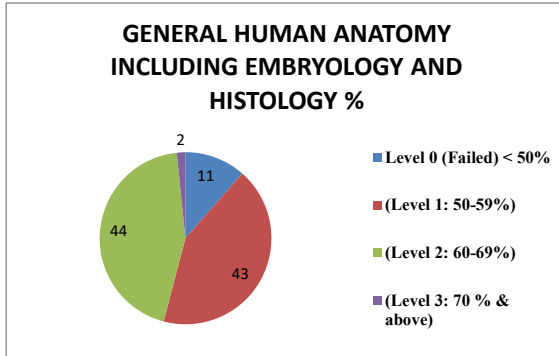
PEDIATRIC AND PREVENTIVE DENTISTRY %



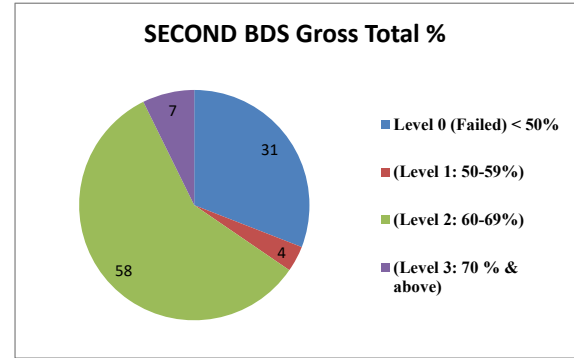
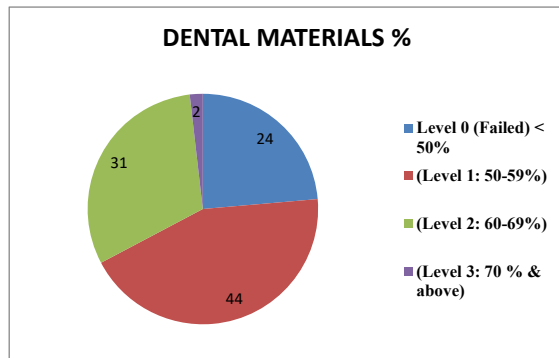
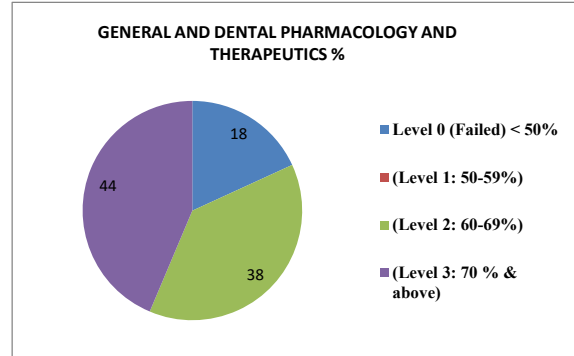
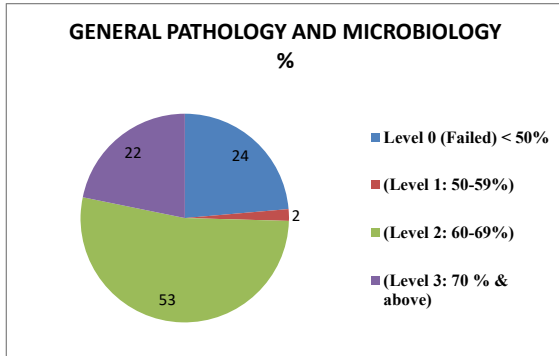
FOURTH B.D.S. GROSS TOTAL %



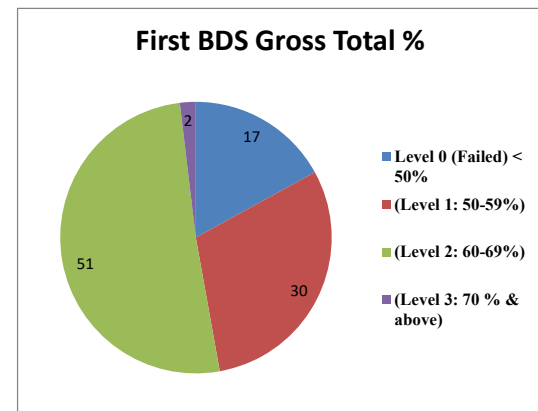
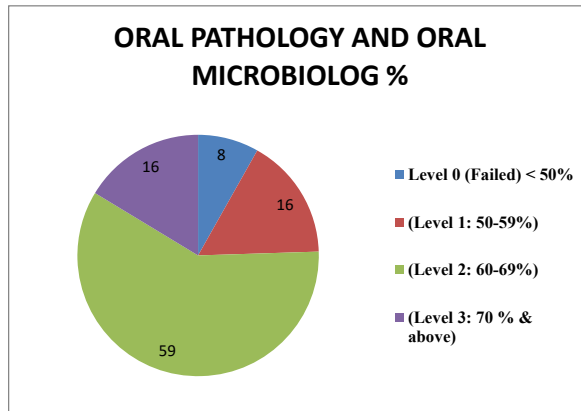
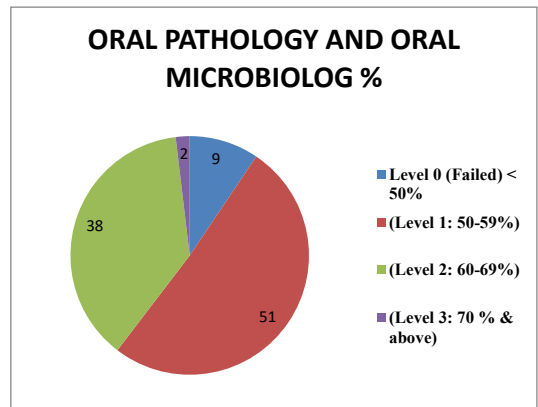
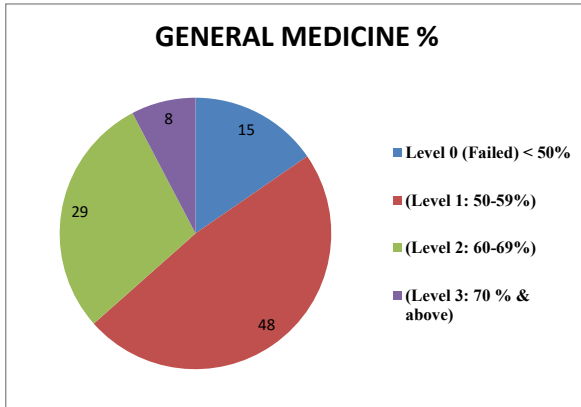
Program : FIRST B.D.S. (MAIN) EXAMINATION JULY-2019								
Level	GENERAL HUMAN ANATOMY INCLUDING EMBRYOLOGY AND HISTOLOGY		DENTAL ANATOMY, EMBRYOLOGY AND ORAL HISTOLOGY		GENERAL HUMAN PHYSIOLOGY AND BIOCHEMISTRY		First BDS Gross Total	
	No. of Students	%	No. of Students	%	No. of Students	%	No. Student	%
Level 0 (Failed) < 50%	7	11	11	18	6	10	11	18
(Level 1: 50-59%)	26	43	26	43	12	20	18	29
(Level 2: 60-69%)	27	44	24	39	37	62	33	53
(Level 3: 70 % & above)	1	2		0	5	8	0	0
Total no. of students appered	61	100	61	100	60	100	62	100



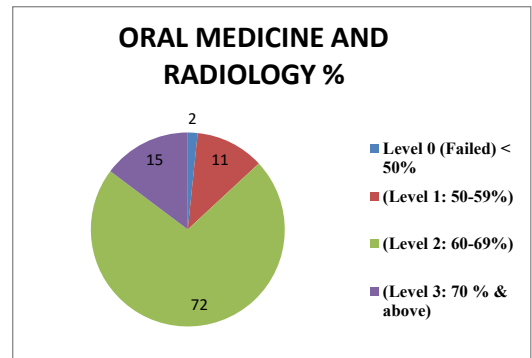
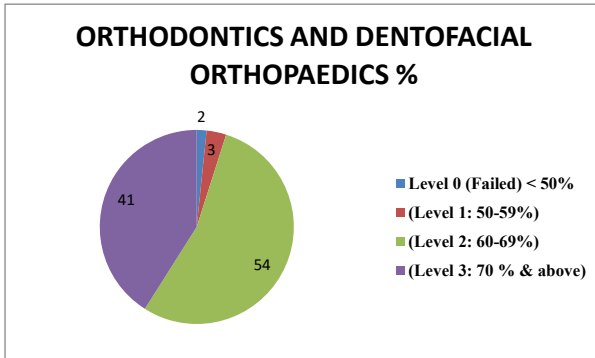
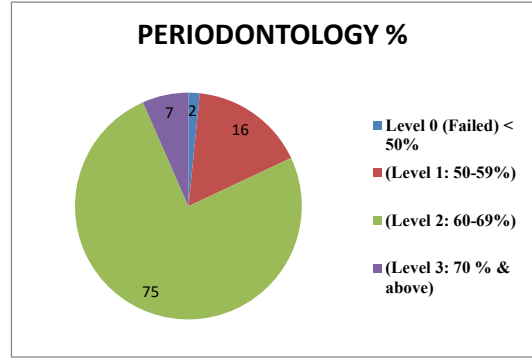
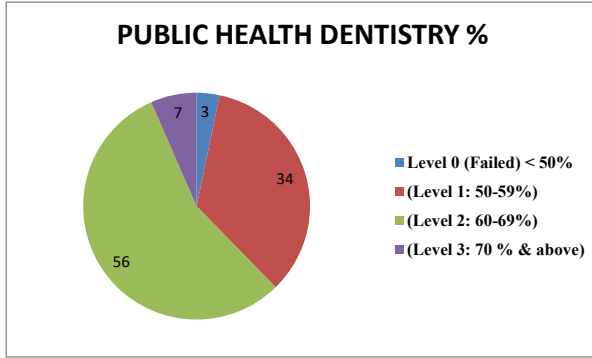
SECOND BDS MAIN EXAMINATION-AUGUST 2019								
Level	GENERAL PATHOLOGY AND MICROBIOLOGY		GENERAL AND DENTAL PHARMACOLOGY AND THERAPEUTICS		DENTAL MATERIALS		SECOND BDS Gross Total	
	No. of Students	%	No. of Students	%	No. of Students	%	No. Student	%
Level 0 (Failed) < 50%	13	24	10	18	13	24	17	31
(Level 1: 50-59%)	1	2	0	0	24	44	2	4
(Level 2: 60-69%)	29	53	21	38	17	31	32	58
(Level 3: 70 % & above)	12	22	24	44	1	2	4	7
Total no. of students appered	55	100	55	100	55	100	55	100



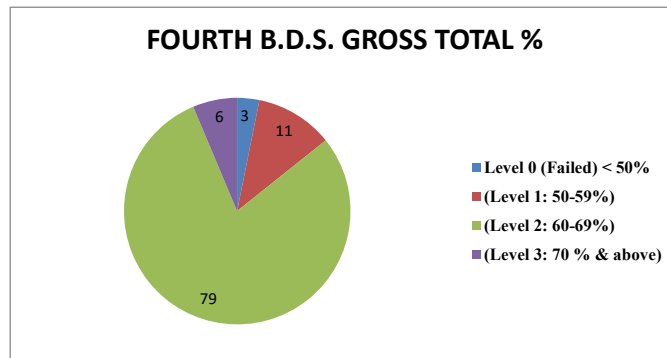
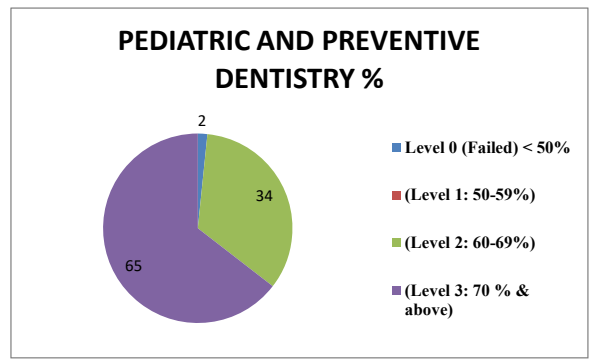
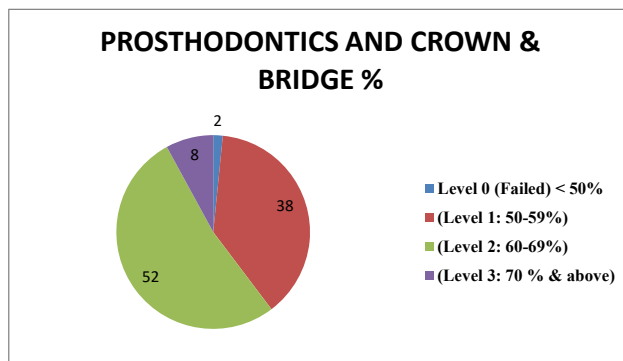
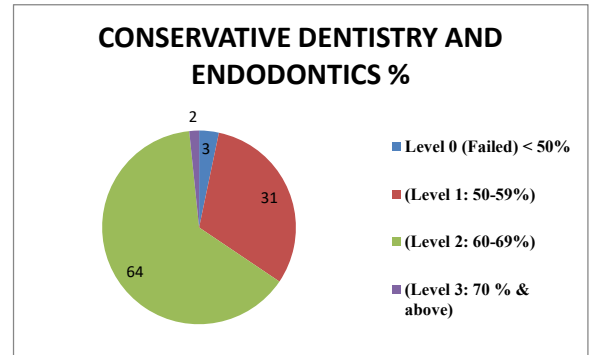
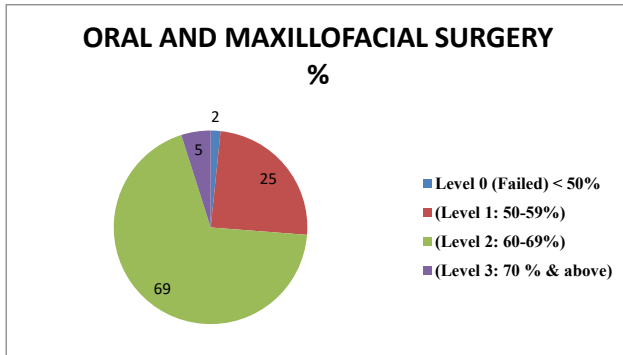
Program : THIRD BDS (MAIN) EXAMINATION-AUGUST 2019								
Level	GENERAL MEDICINE		ORAL PATHOLOGY AND ORAL MICROBIOLOGY		GENERAL SURGERY		First BDS Gross Total	
	No. of Students	%	No. of Students	%	No. of Students	%	No. Student	%
Level 0 (Failed) < 50%	8	15	5	9	4	8	9	17
(Level 1: 50-59%)	25	48	27	51	8	16	16	30
(Level 2: 60-69%)	15	29	20	38	29	59	27	51
(Level 3: 70 % & above)	4	8	1	2	8	16	1	2
Total no. of students appered	52	100	53	100	49	100	53	100



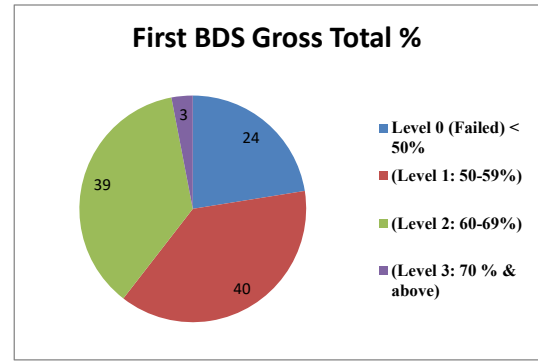
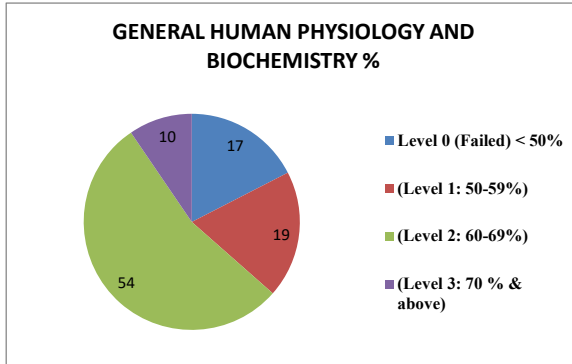
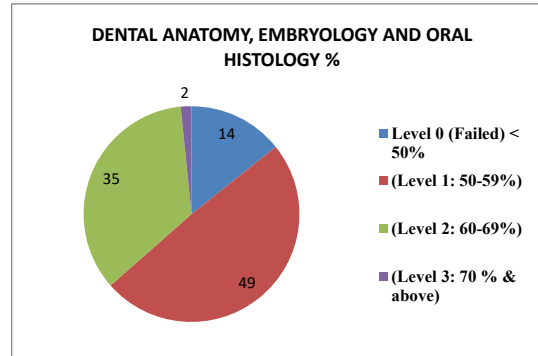
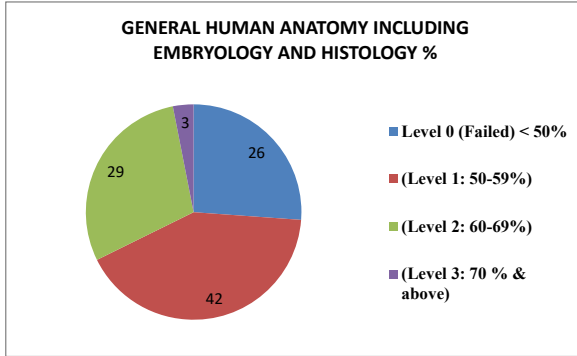
Program : FOURTH B.D.S. SEPTEMBER-2019								
Level	PUBLIC HEALTH DENTISTRY		PERIODONTOLOGY		ORTHODONTICS AND DENTOFACIAL ORTHOPAEDICS		ORAL MEDICINE AND RADIOLOGY	
	No. of Students	%	No. of Students	%	No. of Students	%	No. Student	%
Level 0 (Failed) < 50%	2	3	1	2	1	2	1	2
(Level 1: 50-59%)	21	34	10	16	2	3	7	11
(Level 2: 60-69%)	34	56	46	75	33	54	44	72
(Level 3: 70 % & above)	4	7	4	7	25	41	9	15
Total no. of students appered	61	100	61	100	61	100	61	100



Program : FOURTH B.D.S. SEPTEMBER-2019										
Level	ORAL AND MAXILLOFACIAL SURGERY		CONSERVATIVE DENTISTRY AND ENDODONTICS		PROSTHODONTICS AND CROWN & BRIDGE		PEDIATRIC AND PREVENTIVE DENTISTRY		FOURTH B.D.S. GROSS TOTAL	
	No. of Students	%	No. of Students	%	No. of Students	%	No. Student	%	No. Student	%
Level 0 (Failed) < 50%	1	2	2	3	1	2	1	2	2	3
(Level 1: 50-59%)	15	25	19	31	24	38	0	0	7	11
(Level 2: 60-69%)	42	69	39	64	33	52	21	34	50	79
(Level 3: 70 % & above)	3	5	1	2	5	8	40	65	4	6
Total no. of students appered	61	100	61	100	63	100	62	100	63	100

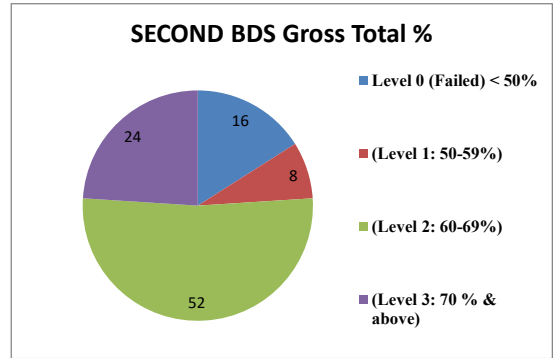
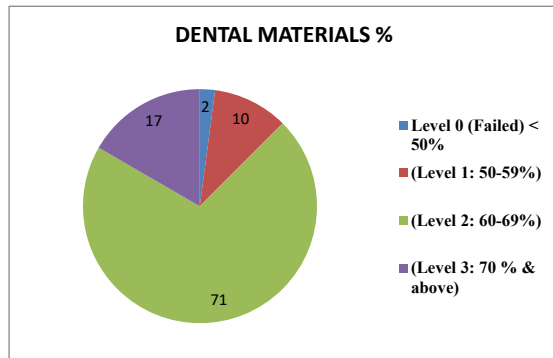
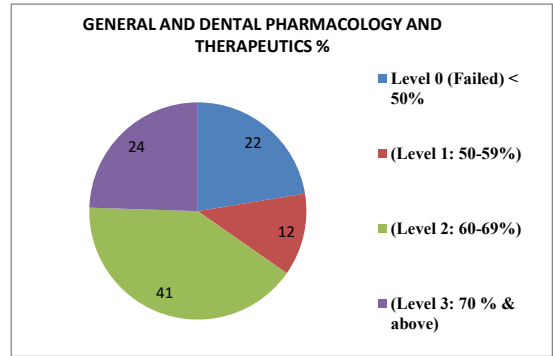
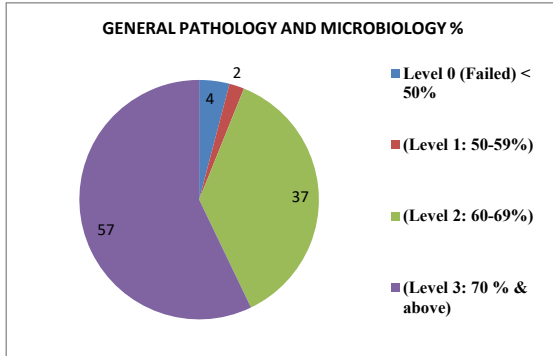


Program : FIRST B.D.S. (MAIN) EXAMINATION AUGUST-2018								
Level	GENERAL HUMAN ANATOMY INCLUDING EMBRYOLOGY AND HISTOLOGY		DENTAL ANATOMY, EMBRYOLOGY AND ORAL HISTOLOGY		GENERAL HUMAN PHYSIOLOGY AND BIOCHEMISTRY		First BDS Gross Total	
	No. Student	%	No. Student	%	No. Student	%	No. Student	%
Level 0 (Failed) < 50%	17	26	9	14	11	17	16	24
(Level 1: 50-59%)	27	42	31	49	12	19	25	40
(Level 2: 60-69%)	19	29	22	35	34	54	24	39
(Level 3: 70 % & above)	2	3	1	2	6	10	2	3
Total no. of students appered	65	100	63	100	63	100	67	106



SECOND B.D.S. (MAIN) EXAMINATION AUGUST-2018

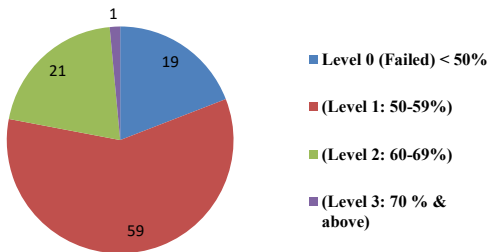
Level	GENERAL PATHOLOGY AND MICROBIOLOGY		GENERAL AND DENTAL PHARMACOLOGY AND THERAPEUTICS		DENTAL MATERIALS		SECOND BDS Gross Total	
	No. of Students	%	No. of Students	%	No. of Students	%	No. Student	%
Level 0 (Failed) < 50%	2	4	11	22	1	2	8	16
(Level 1: 50-59%)	1	2	6	12	5	10	4	8
(Level 2: 60-69%)	18	37	20	41	34	71	26	52
(Level 3: 70 % & above)	28	57	12	24	8	17	12	24
Total no. of students appered	49	100	49	100	48	100	50	100



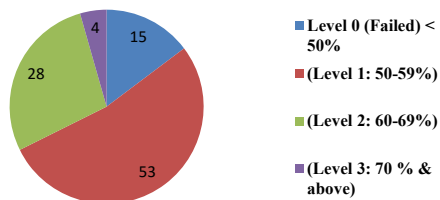
THIRD B.D.S. (MAIN) EXAMINATION AUGUST-2018

Level	GENERAL MEDICINE		ORAL PATHOLOGY AND ORAL MICROBIOLOGY		GENERAL SURGERY		Third BDS Gross Total	
	No. of Students	%	No. of Students	%	No. of Students	%	No. Student	%
Level 0 (Failed) < 50%	13	19	10	15	7	11	12	17
(Level 1: 50-59%)	40	59	36	53	9	14	35	50
(Level 2: 60-69%)	14	21	19	28	48	75	22	31
(Level 3: 70 % & above)	1	1	3	4	0	0	1	1
Total no. of students appered	68	100	68	100	64	100	70	100

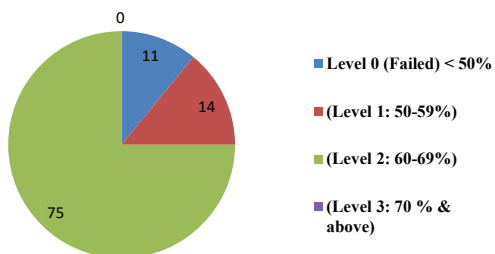
GENERAL MEDICINE %



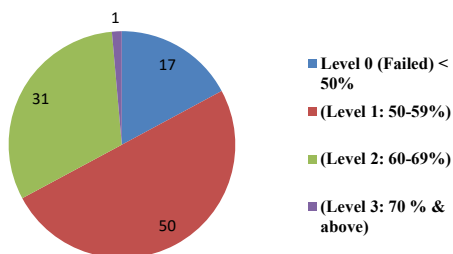
ORAL PATHOLOGY AND ORAL MICROBIOLOGY %



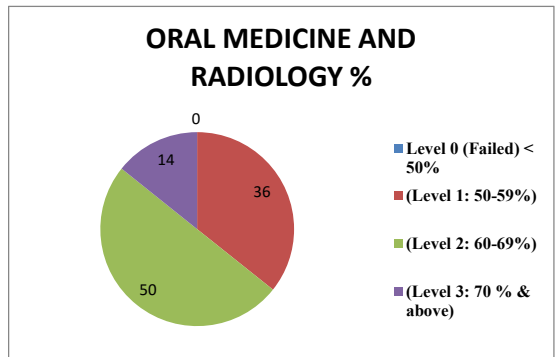
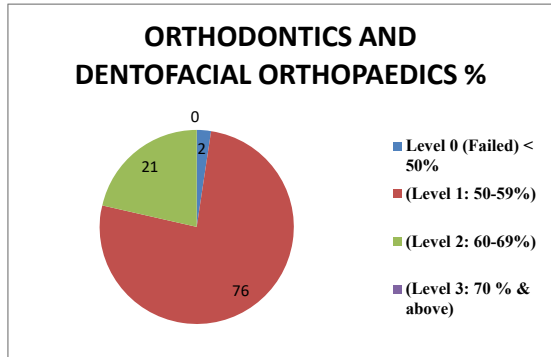
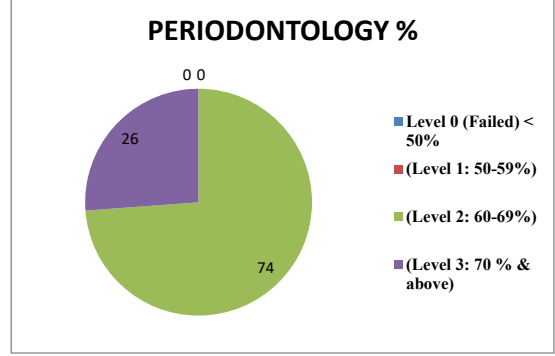
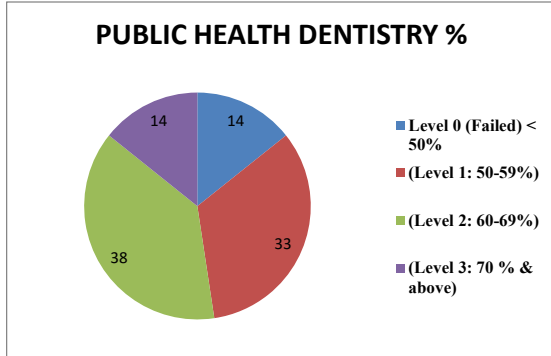
GENERAL SURGERY %



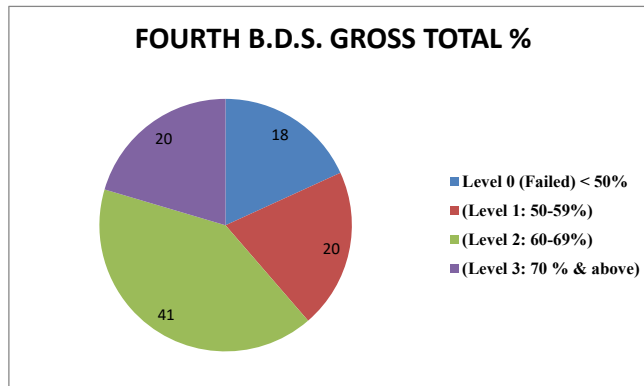
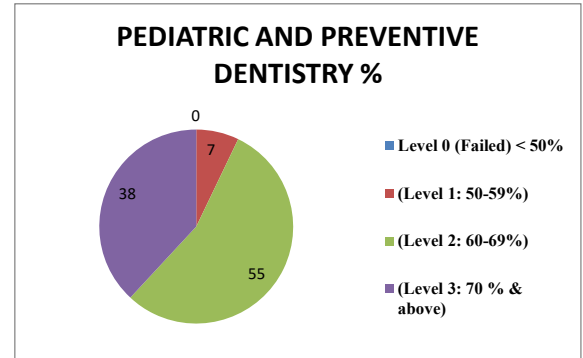
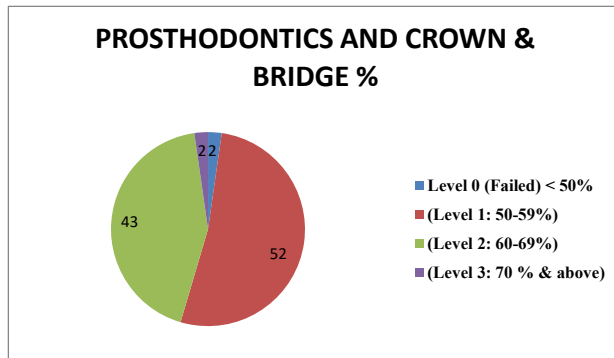
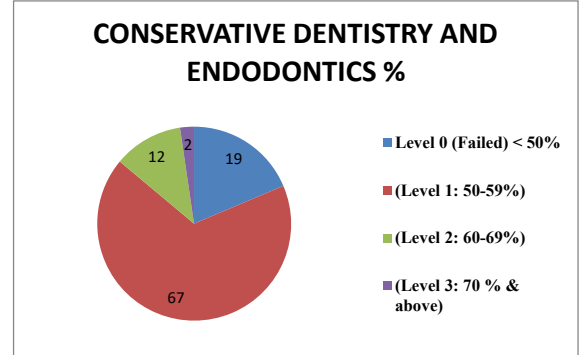
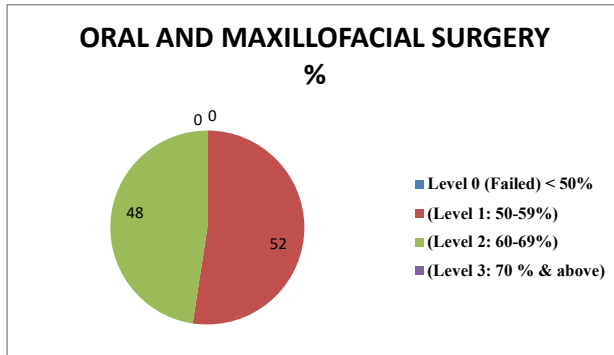
Third BDS Gross Total %



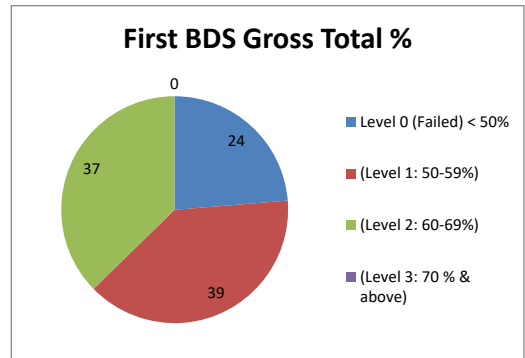
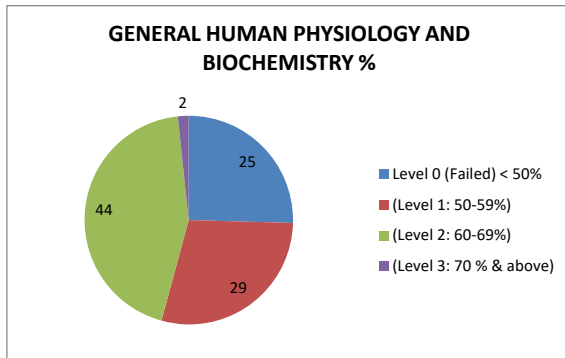
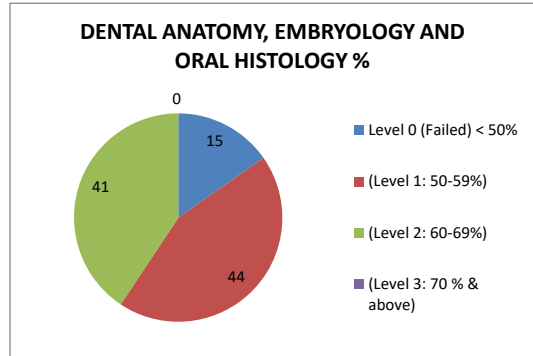
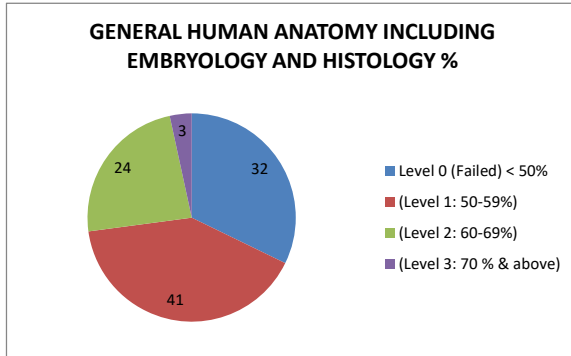
Program : FOURTH B.D.S. (MAIN) EXAM. AUGUST-2018								
Level	PUBLIC HEALTH DENTISTRY		PERIODONTOLOGY		ORTHODONTICS AND DENTOFACIAL ORTHOPAEDICS		ORAL MEDICINE AND RADIOLOGY	
	No. of Students	%	No. of Students	%	No. of Students	%	No. Student	%
Level 0 (Failed) < 50%	6	14	0	0	1	2	0	0
(Level 1: 50-59%)	14	33	0	0	32	76	15	36
(Level 2: 60-69%)	16	38	31	74	9	21	21	50
(Level 3: 70 % & above)	6	14	11	26	0	0	6	14
Total no. of students appered	42	100	42	100	42	100	42	100



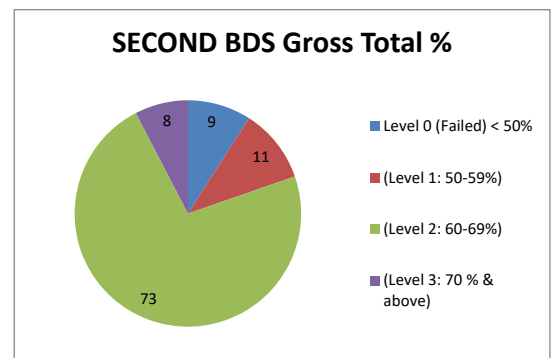
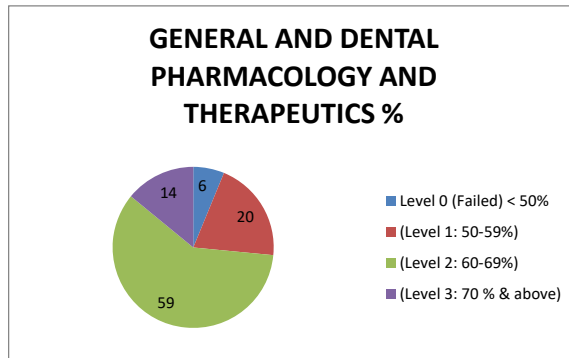
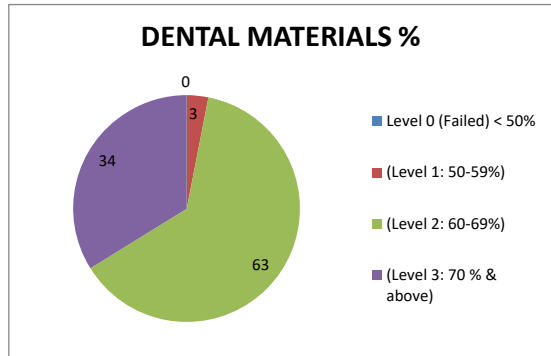
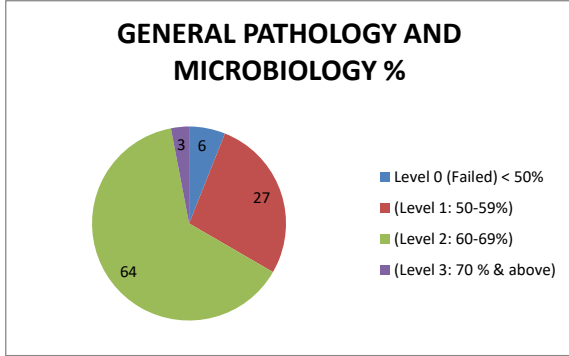
Program : FOURTH B.D.S. (MAIN) EXAM. AUGUST-2018											
Level	ORAL AND MAXILLOFACIAL SURGERY		CONSERVATIVE DENTISTRY AND ENDODONTICS		PROSTHODONTICS AND CROWN & BRIDGE		PEDIATRIC AND PREVENTIVE DENTISTRY		FOURTH B.D.S. GROSS TOTAL		
	No. of Students	%	No. of Students	%	No. of Students	%	No. Student	%	No. Student	%	
Level 0 (Failed) < 50%	0	0	8	19	1	2			0	8	18
(Level 1: 50-59%)	22	52	29	67	23	52	3	7	7	9	20
(Level 2: 60-69%)	20	48	5	12	19	43	23	55	18	18	41
(Level 3: 70 % & above)	0	0	1	2	1	2	16	38	9	9	20
Total no. of students appered	42	100	43	100	44	100	42	100	44	100	100



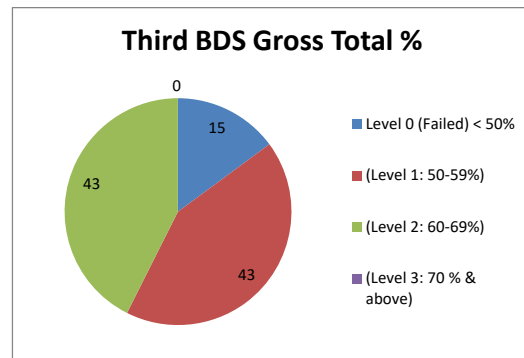
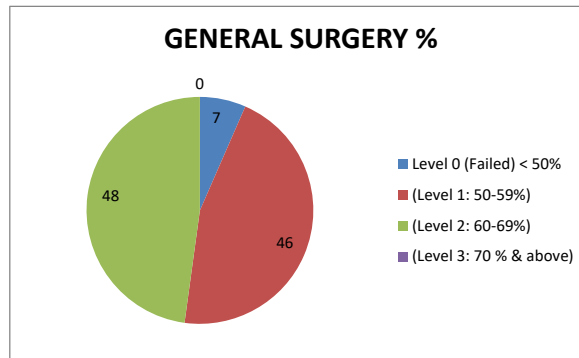
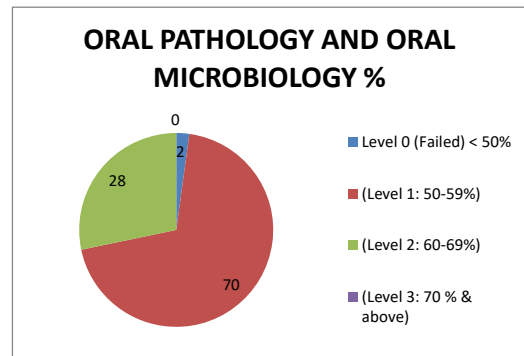
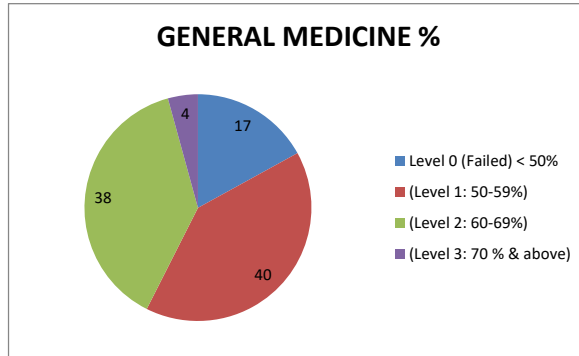
Program : FIRST B.D.S. (MAIN) EXAMINATION AUGUST-2017								
Level	GENERAL HUMAN ANATOMY INCLUDING EMBRYOLOGY AND HISTOLOGY		DENTAL ANATOMY, EMBRYOLOGY AND ORAL HISTOLOGY		GENERAL HUMAN PHYSIOLOGY AND BIOCHEMISTRY		First BDS Gross Total	
	No. Student	%	No. Student	%	No. Student	%	No. Student	%
Level 0 (Failed) < 50%	19	32	9	15	15	25	14	24
(Level 1: 50-59%)	24	41	26	44	17	29	23	39
(Level 2: 60-69%)	14	24	24	41	26	44	22	37
(Level 3: 70 % & above)	2	3	0	0	1	2	0	0
Total no. of students appered	59	100	59	100	59	100	59	100



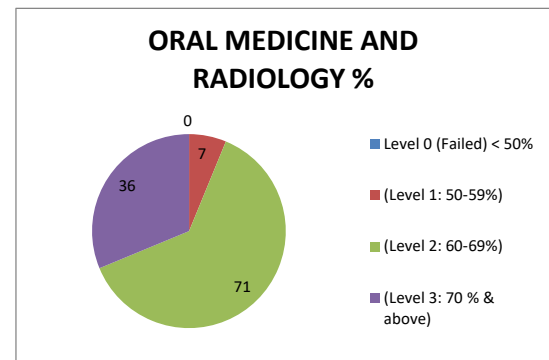
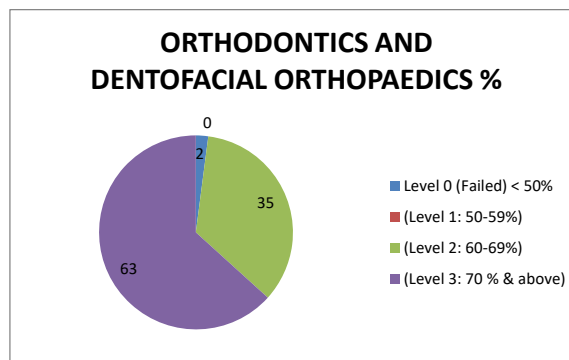
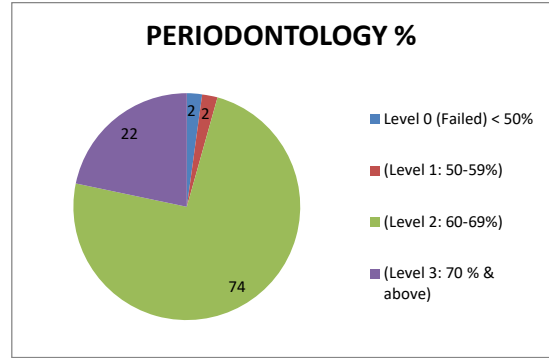
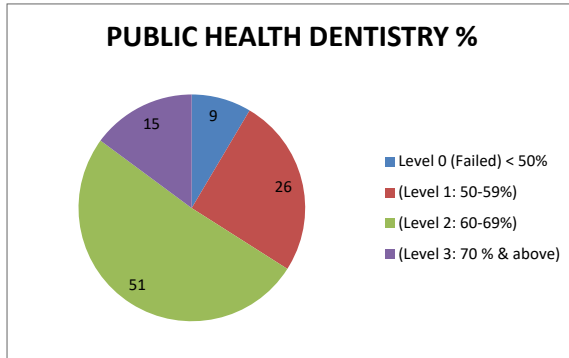
SECOND B.D.S.(MAIN) EXAMINATION AUGUST-2017								
Level	GENERAL PATHOLOGY AND MICROBIOLOGY		GENERAL AND DENTAL PHARMACOLOGY AND THERAPEUTICS		DENTAL MATERIALS		SECOND BDS Gross Total	
	No. of Students	%	No. of Students	%	No. of Students	%	No. Student	%
Level 0 (Failed) < 50%	4	6	4	6	0	0	6	9
(Level 1: 50-59%)	18	27	13	20	2	3	7	11
(Level 2: 60-69%)	42	64	38	59	41	63	48	73
(Level 3: 70 % & above)	2	3	9	14	22	34	5	8
Total no. of students appered	66	100	64	100	65	100	66	100



THIRD B.D.S.(MAIN) EXAMINATION AUGUST-2017								
Level	GENERAL MEDICINE		ORAL PATHOLOGY AND ORAL MICROBIOLOGY		GENERAL SURGERY		Third BDS Gross Total	
	No. of Students	%	No. of Students	%	No. of Students	%	No. Student	%
Level 0 (Failed) < 50%	8	17	1	2	3	7	7	15
(Level 1: 50-59%)	19	40	32	70	21	46	20	43
(Level 2: 60-69%)	18	38	13	28	22	48	20	43
(Level 3: 70 % & above)	2	4	0	0	0	0	0	0
Total no. of students appered	47	100	46	100	46	100	47	100



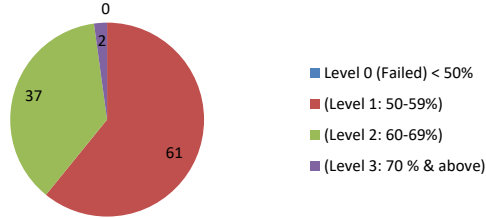
Program : FOURTH B.D.S. EXAM. AUGUST-2017									
Level	PUBLIC HEALTH DENTISTRY		PERIODONTOLOGY		ORTHODONTICS AND DENTOFACIAL ORTHOPAEDICS		ORAL MEDICINE AND RADIOLOGY		
	No. of Students	%	No. of Students	%	No. of Students	%	No. Student	%	
Level 0 (Failed) < 50%	4	9	1	2	1	2	0	0	
(Level 1: 50-59%)	12	26	1	2	0	0	3	7	
(Level 2: 60-69%)	24	51	34	74	17	35	30	71	
(Level 3: 70 % & above)	7	15	10	22	31	63	15	36	
Total no. of students appered	47	100	46	100	49	100	48	114	



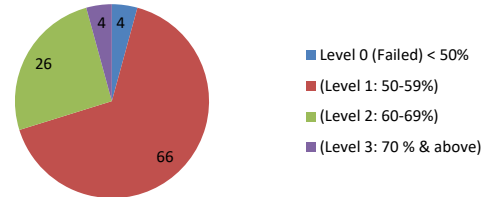
Program : FOURTH B.D.S. EXAM. AUGUST-2017

Level	ORAL AND MAXILLOFACIAL SURGERY		CONSERVATIVE DENTISTRY AND ENDODONTICS		PROSTHODONTICS AND CROWN & BRIDGE		PEDIATRIC AND PREVENTIVE DENTISTRY		FOURTH B.D.S. GROSS TOTAL	
	No. of Students	%	No. of Students	%	No. of Students	%	No. Student	%	No. Student	%
Level 0 (Failed) < 50%	0	0	2	4	2	4	3	7	6	12
(Level 1: 50-59%)	28	61	31	66	10	22	7	15	11	22
(Level 2: 60-69%)	17	37	12	26	33	72	25	54	21	42
(Level 3: 70 % & above)	1	2	2	4	1	2	11	24	6	12
Total no. of students appered	46	100	47	100	46	100	46	100	44	88

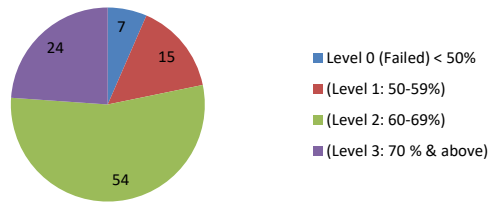
ORAL AND MAXILLOFACIAL SURGERY %



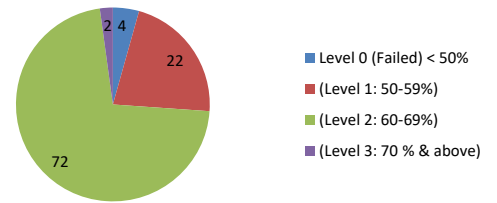
CONSERVATIVE DENTISTRY AND ENDODONTICS %



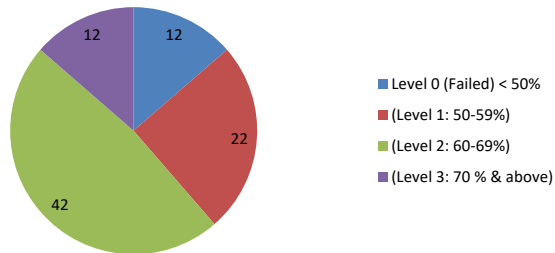
PEDIATRIC AND PREVENTIVE DENTISTRY %



PROSTHODONTICS AND CROWN & BRIDGE %

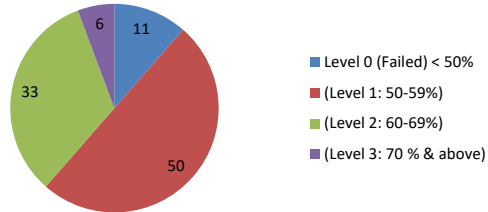


FOURTH B.D.S. GROSS TOTAL %

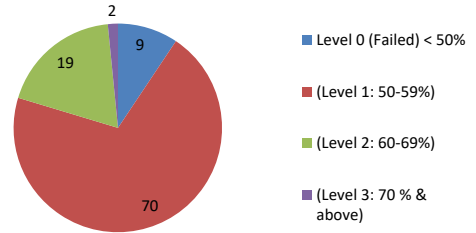


Program : FIRST B.D.S. (MAIN) EXAMINATION AUGUST 2016								
Level	GENERAL HUMAN ANATOMY INCLUDING EMBRYOLOGY AND HISTOLOGY		DENTAL ANATOMY, EMBRYOLOGY AND ORAL HISTOLOGY		GENERAL HUMAN PHYSIOLOGY AND BIOCHEMISTRY		First BDS Gross Total	
	No. Student	%	No. Student	%	No. Student	%	No. Student	%
Level 0 (Failed) < 50%	8	11	6	9	3	5	11	16
(Level 1: 50-59%)	35	50	45	70	19	32	36	51
(Level 2: 60-69%)	23	33	12	19	38	63	23	33
(Level 3: 70 % & above)	4	6	1	2	0	0	0	0
Total no. of students appered	70	100	64	100	60	100	70	100

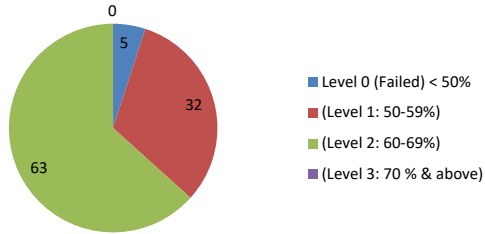
GENERAL HUMAN ANATOMY INCLUDING EMBRYOLOGY AND HISTOLOGY %



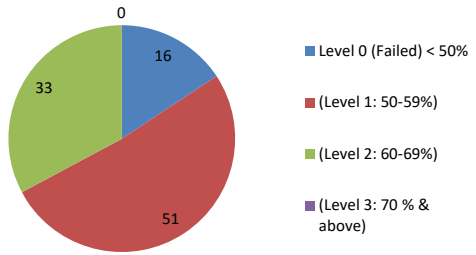
DENTAL ANATOMY, EMBRYOLOGY AND ORAL HISTOLOGY %



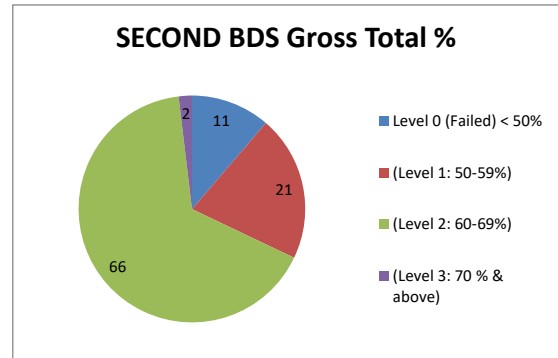
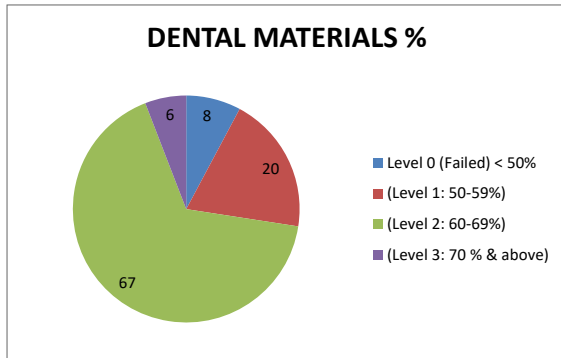
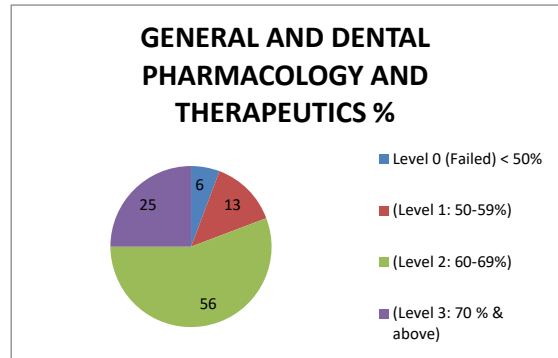
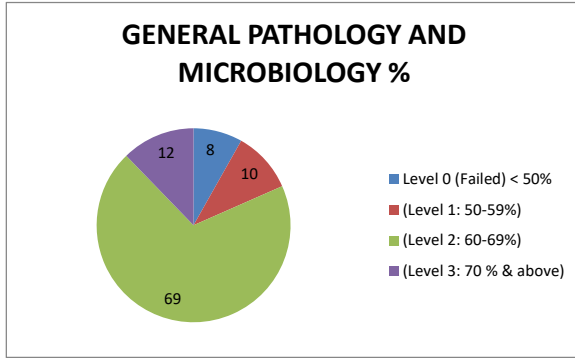
GENERAL HUMAN PHYSIOLOGY AND BIOCHEMISTRY %



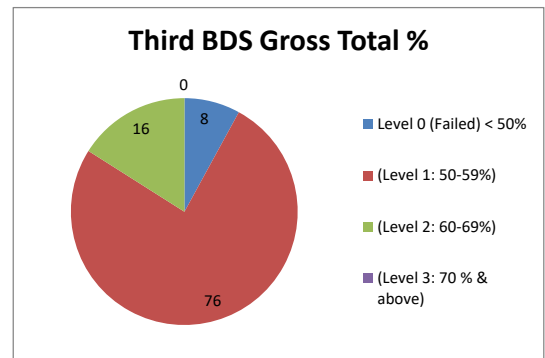
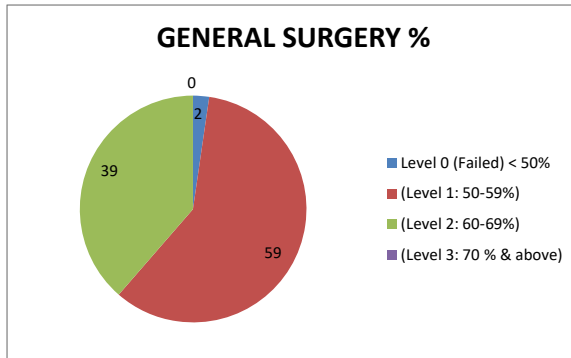
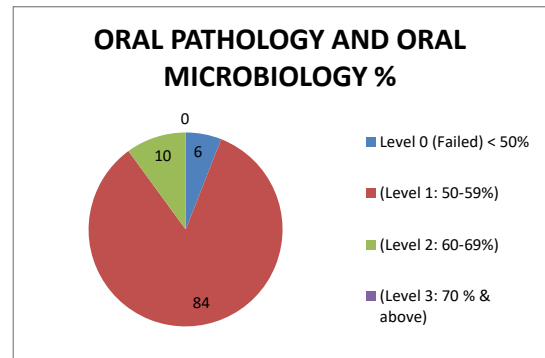
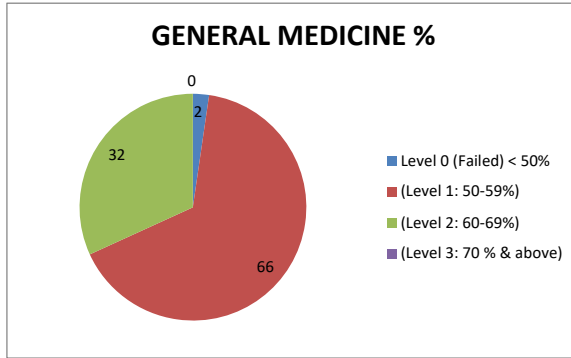
First BDS Gross Total %



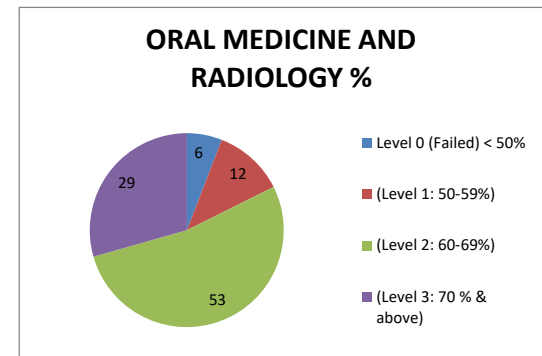
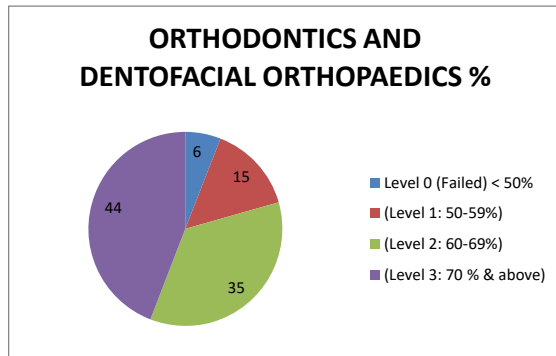
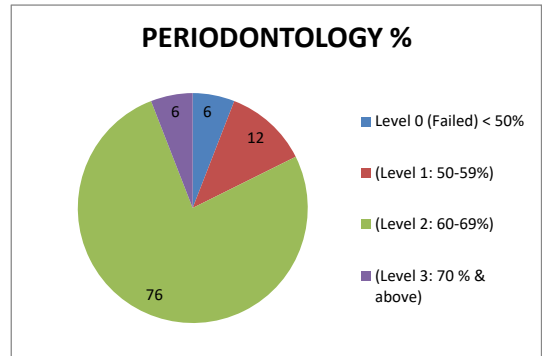
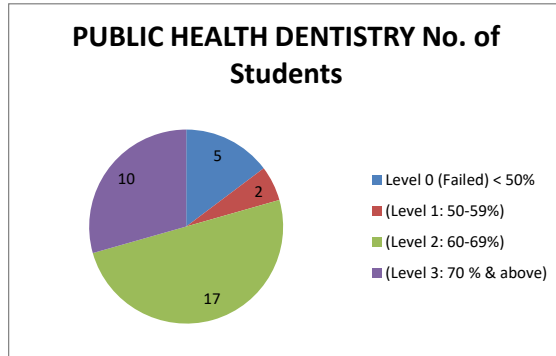
SECOND B.D.S.(MAIN) EXAMINATION AUGUST -2016								
Level	GENERAL PATHOLOGY AND MICROBIOLOGY		GENERAL AND DENTAL PHARMACOLOGY AND THERAPEUTICS		DENTAL MATERIALS		SECOND BDS Gross Total	
	No. of Students	%	No. of Students	%	No. of Students	%	No. Student	%
Level 0 (Failed) < 50%	4	8	3	6	4	8	6	11
(Level 1: 50-59%)	5	10	7	13	10	20	11	21
(Level 2: 60-69%)	34	69	29	56	34	67	35	66
(Level 3: 70 % & above)	6	12	13	25	3	6	1	2
Total no. of students appered	49	100	52	100	51	100	53	100



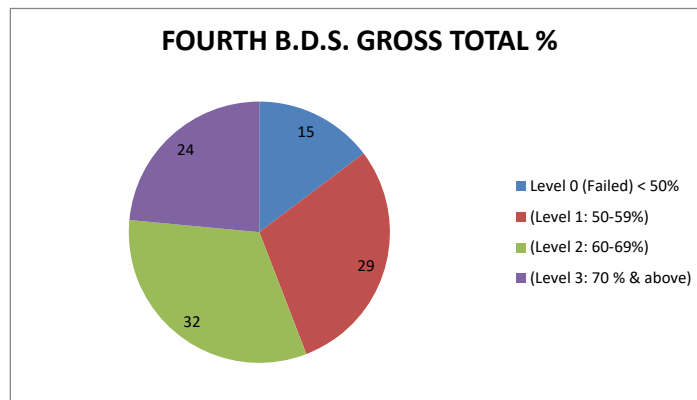
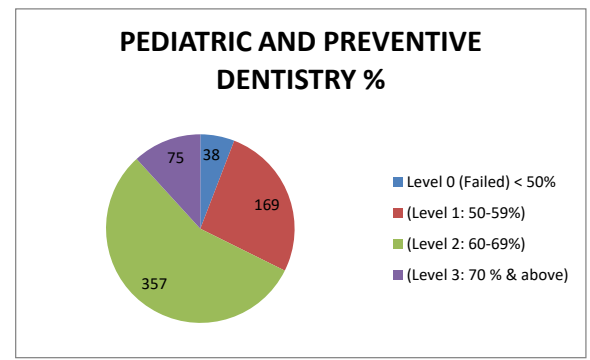
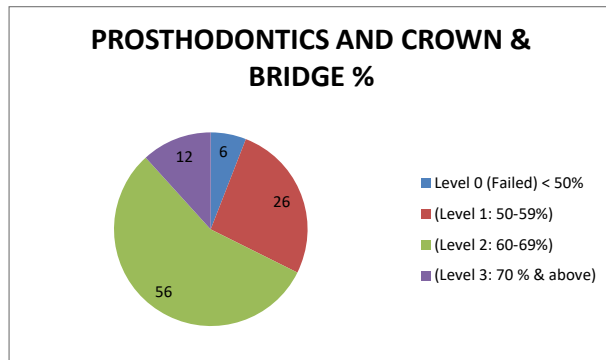
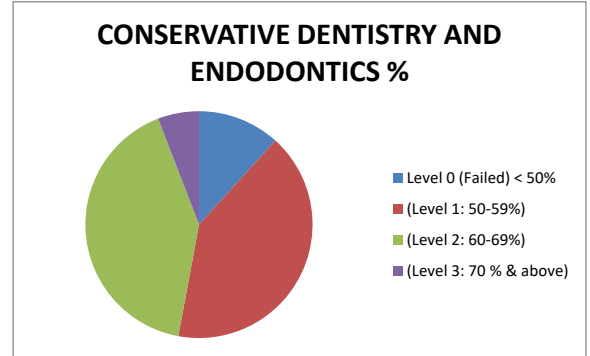
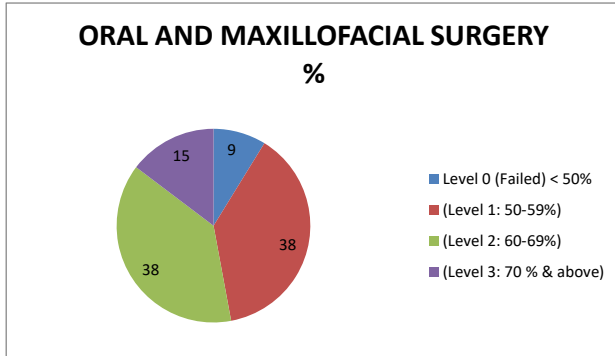
THIRD B.D.S.(MAIN) EXAMINATION AUGUST -2016								
Level	GENERAL MEDICINE		ORAL PATHOLOGY AND ORAL MICROBIOLOGY		GENERAL SURGERY		Third BDS Gross Total	
	No. of Students	%	No. of Students	%	No. of Students	%	No. Student	%
Level 0 (Failed) < 50%	1	2	3	6	1	2	4	8
(Level 1: 50-59%)	29	66	42	84	26	59	38	76
(Level 2: 60-69%)	14	32	5	10	17	39	8	16
(Level 3: 70 % & above)	0	0	0	0	0	0	0	0
Total no. of students appered	44	100	50	100	44	100	50	100



Program : FOURTH B.D.S.(MAIN) EXAMINATION AUGUST-2016								
Level	PUBLIC HEALTH DENTISTRY		PERIODONTOLOGY		ORTHODONTICS AND DENTOFACIAL ORTHOPAEDICS		ORAL MEDICINE AND RADIOLOGY	
	No. of Students	%	No. of Students	%	No. of Students	%	No. Student	%
Level 0 (Failed) < 50%	5	15	2	6	2	6	2	6
(Level 1: 50-59%)	2	6	4	12	5	15	4	12
(Level 2: 60-69%)	17	50	26	76	12	35	18	53
(Level 3: 70 % & above)	10	29	2	6	15	44	10	29
Total no. of students appered	34	100	34	100	34	100	34	100



Program : FOURTH B.D.S.(MAIN) EXAMINATION AUGUST-2016										
Level	ORAL AND MAXILLOFACIAL SURGERY		CONSERVATIVE DENTISTRY AND ENDODONTICS		PROSTHODONTICS AND CROWN & BRIDGE		PEDIATRIC AND PREVENTIVE DENTISTRY		FOURTH B.D.S. GROSS TOTAL	
	No. of Students	%	No. of Students	%	No. of Students	%	No. Student	%	No. Student	%
Level 0 (Failed) < 50%	3	9	4	12	2	6	17	38	5	15
(Level 1: 50-59%)	13	38	14	41	9	26	78	169	10	29
(Level 2: 60-69%)	13	38	14	41	19	56	164	357	11	32
(Level 3: 70 % & above)	5	15	2	6	4	12	35	75	8	24
Total no. of students appered	34	100	34	100	34	100	294	639	34	100



Program : FIRST YEAR BACHELOR OF PHYSIOTHERAPY (OLD SCHEME) (MAIN) EXAM. OCTOBER-2021

Level	Anatomy		Physiology		Biochemistry		Exercise Therapy		Electro Therapy		First BPT Gross Total	
	No. of Students	%	No. of Students	%	No. of Students	%	No. of Students	%	No. of Students	%	No. of Students	%
Level 0 (Failed) < 50%	62	68	35	39	33	38	19	22	23	26	58	66
(Level 1: 50-59%)	21	23	9	10	34	39	18	21	8	9	1	1
(Level 2: 60-69%)	8	9	27	30	18	20	28	33	28	32	22	25
(Level 3: 70 % & above)	0	0	19	21	3	3	21	24	29	33	4	5
Total no. of students appeared	91	100	90	100	88	100	86	100	88	100	85	97

Program : SECOND YEAR BACHELOR OF PHYSIOTHERAPY (NEW SCHEME) (MAIN) EXAMINATION OCTOBER-2021

Level	Pathology & Microbiology		Pharmacology		Exercise Therapy II		Electro Therapy II		Bio-Mechanics & Kinesiology		Community Medicine		Second BPT Gross Total	
	No. of Students	%	No. of Students	%	No. of Students	%	No. of Students	%	No. of Students	%	No. of Students	%	No. of Students	%
Level 0 (Failed) < 50%	16	25	22	34	7	11	12	18	3	5	7	11	24	37
(Level 1: 50-59%)	36	55	28	43	5	8	4	6	25	38	21	32	6	9
(Level 2: 60-69%)	12	18	9	14	39	60	20	31	32	49	32	49	29	45
(Level 3: 70 % & above)	1	2	6	9	14	22	29	45	5	8	5	8	6	9
Total no. of students appeared	65	100	65	100	65	100	65	100	65	100	65	100	65	100

Program : THIRD YEAR BACHELOR OF PHYSIOTHERAPY (MAIN) EXAMINATION SEPTEMBER-2021

Level	Clinical Orthopedics		Medicine Including Paediatric Psychiatry		P. T. in Orthopedics		Disability Prevention & Rehabilitation		Sociology & Psychology		Third BPT Gross Total	
	No. of Students	%	No. of Students	%	No. of Students	%	No. of Students	%	No. of Students	%	No. of Students	%
Level 0 (Failed) < 50%	16	18	16	18	10	11	13	15	2	2	27	28
(Level 1: 50-59%)	16	18	14	16	13	15	33	38	5	6	8	8
(Level 2: 60-69%)	50	55	23	26	42	48	32	37	33	38	50	52
(Level 3: 70 % & above)	10	11	33	37	12	14	2	2	41	47	11	11
Total no. of students appeared	92	101	86	96	77	88	80	93	81	92	96	100

Program : FOURTH YEAR BACHELOR OF PHYSIOTHERAPY (MAIN) EXAMINATION SEPTEMBER-2021

Level	Neurology & Neurosurgery		P. T. in Neurology & Neurosurgery		Surgery Including CTVS & Obst. & Gynae.		P. T. in Medical and Surgical Conditions		Exercise Physiology & Sport Physiotherapy		Fourth BPT Gross Total	
	No. of Students	%	No. of Students	%	No. of Students	%	No. of Students	%	No. of Students	%	No. of Students	%
Level 0 (Failed) < 50%	1	2	7	16			0	0	0	0	7	15
(Level 1: 50-59%)	1	2	1	2	2		5	11	5	11	2	4
(Level 2: 60-69%)	26	58	30	67	11		12	27	19	43	24	52
(Level 3: 70 % & above)	17	38	7	16	32		27	61	20	45	13	28
Total no. of students appeared	45	100	45	100	45	0	44	100	44	100	46	100

Program : FIRST YEAR BACHELOR OF PHYSIOTHERAPY (OLD SCHEME) (MAIN) EXAM. OCTOBER-2020

Level	Anatomy		Physiology		Biochemistry		Exercise Therapy		Electro Therapy		First BPT Gross Total	
	No. of Students	%	No. of Students	%	No. of Students	%	No. of Students	%	No. of Students	%	No. of Students	%
Level 0 (Failed) < 50%	62	68	35	39	33	38	19	22	23	26	58	66
(Level 1: 50-59%)	21	23	9	10	34	39	18	21	8	9	1	1
(Level 2: 60-69%)	8	9	27	30	18	20	28	33	28	32	22	25
(Level 3: 70 % & above)	0	0	19	21	3	3	21	24	29	33	4	5
Total no. of students appeared	91	100	90	100	88	100	86	100	88	100	85	97

Program : SECOND YEAR BACHELOR OF PHYSIOTHERAPY (NEW SCHEME) (MAIN) EXAMINATION OCTOBER-2020

Level	Pathology & Microbiology		Pharmacology		Exercise		Electro Therapy II		Bio-Mechanics &		Community Medicine		Second BPT Gross	
	No. of Students	%	No. of Students	%	No. of Students	%	No. of Students	%	No. of Students	%	No. of Students	%	No. of Students	%
Level 0 (Failed) < 50%	16	25	22	34	7	11	12	18	3	5	7	11	24	37
(Level 1: 50-59%)	36	55	28	43	5	8	4	6	25	38	21	32	6	9
(Level 2: 60-69%)	12	18	9	14	39	60	20	31	32	49	32	49	29	45
(Level 3: 70 % & above)	1	2	6	9	14	22	29	45	5	8	5	8	6	9
Total no. of students appeared	65	100	65	100	65	100	65	100	65	100	65	100	65	100

Program : THIRD YEAR BACHELOR OF PHYSIOTHERAPY (MAIN) EXAMINATION SEPTEMBER-2020

Level	Clinical Orthopedics		Medicine Including Paediatric Psychiatry		P. T. in Orthopedics		Disability Prevention & Rehabilitation		Sociology & Psychology		Third BPT Gross Total	
	No. of Students	%	No. of Students	%	No. of Students	%	No. of Students	%	No. of Students	%	No. of Students	%
Level 0 (Failed) < 50%	16	18	16	18	10	11	13	15	2	2	27	28
(Level 1: 50-59%)	16	18	14	16	13	15	33	38	5	6	8	8
(Level 2: 60-69%)	50	55	23	26	42	48	32	37	33	38	50	52
(Level 3: 70 % & above)	10	11	33	37	12	14	2	2	41	47	11	11
Total no. of students appeared	92	101	86	96	77	88	80	93	81	92	96	100

Program : FOURTH YEAR BACHELOR OF PHYSIOTHERAPY (MAIN) EXAMINATION SEPTEMBER-2020

Level	Neurology & Neurosurgery		P. T. in Neurology & Neurosurgery		Surgery Including CTVS & Obst. & Gynae.		P. T. in Medical and Surgical Conditions		Exercise Physiology & Sport Physiotherapy		Fourth BPT Gross Total	
	No. of Students	%	No. of Students	%	No. of Students	%	No. of Students	%	No. of Students	%	No. of Students	%
Level 0 (Failed) < 50%	1	2	7	16			0	0	0	0	7	15
(Level 1: 50-59%)	1	2	1	2	2		5	11	5	11	2	4
(Level 2: 60-69%)	26	58	30	67	11		12	27	19	43	24	52
(Level 3: 70 % & above)	17	38	7	16	32		27	61	20	45	13	28
Total no. of students appeared	45	100	45	100	45	0	44	100	44	100	46	100

Program : FIRST YEAR BACHELOR OF PHYSIOTHERAPY (NEW SCHEME) (MAIN) EXAM. JULY-2019

Level	Anatomy		Physiology		Biochemistry		Exercise Therapy		Electro Therapy		First BPT Gross Total	
	No. of Students	%	No. of Students	%	No. of Students	%	No. of Students	%	No. of Students	%	No. of Students	%
Level 0 (Failed) < 50%	37	48	44	57	15	19	21	27	18	23	40	52
(Level 1: 50-59%)	20	26	24	31	17	22	13	17	11	14	2	3
(Level 2: 60-69%)	17	22	9	12	18	23	41	53	33	43	33	43
(Level 3: 70 % & above)	3	4	0	0	27	35	2	3	15	19	2	3
Total no. of students appeared	77	100	77	100	77	100	77	100	77	100	77	100

Program : SECOND YEAR BACHELOR OF PHYSIOTHERAPY (MAIN) EXAMINATION AUGUST-2019

Level	Pathology & Microbiology		Pharmacology		Exercise Therapy II		Electro Therapy II		Bio-Mechanics & Kinesiology		Community Medicine		Second BPT Gross Total	
	No. of Students	%	No. of Students	%	No. of Students	%	No. of Students	%	No. of Students	%	No. of Students	%	No. of Students	%
Level 0 (Failed) < 50%	19	18	78	62	15	17	16	19	18	21	64	67	85	66
(Level 1: 50-59%)	36	35	32	25	20	23	42	49	16	19	15	16	15	12
(Level 2: 60-69%)	46	44	15	12	44	50	27	31	31	36	13	14	27	21
(Level 3: 70 % & above)	3	3	1	1	9	10	1	1	21	24	3	3	2	2
Total no. of students appeared	104	100	126	100	88	100	86	100	86	100	95	100	129	100

Program : THIRD YEAR BACHELOR OF PHYSIOTHERAPY (MAIN) EXAMINATION AUGUST-2018

Level	Clinical Orthopedics		Medicine Including Paediatric Psychiatry		P. T. in Orthopedics		Disability Prevention & Rehabilitation		Sociology & Psychology		Third BPT Gross Total	
	No. of Students	%	No. of Students	%	No. of Students	%	No. of Students	%	No. of Students	%	No. of Students	%
Level 0 (Failed) < 50%	14	24	20	29	3	5	4	7	13	23	26	37
(Level 1: 50-59%)	11	19	30	43	22	38	3	6	19	34	14	20
(Level 2: 60-69%)	16	28	19	28	32	55	20	37	19	34	28	40
(Level 3: 70 % & above)	17	29	0	0	1	2	27	50	5	9	2	3
Total no. of students appeared	58	100	69	100	58	100	54	100	56	100	70	100

Program : FOURTH YEAR BACHELOR OF PHYSIOTHERAPY (MAIN) EXAMINATION AUGUST-2019

Level	Neurology & Neurosurgery		P. T. in Neurology & Neurosurgery		Surgery Including CTVS & Obst. & Gynae.		P. T. in Medical and Surgical Conditions		Exercise Physiology & Sport Physiotherapy		Fourth BPT Gross Total	
	No. of Students	%	No. of Students	%	No. of Students	%	No. of Students	%	No. of Students	%	No. of Students	%
Level 0 (Failed) < 50%	0	0	5	10	7	14	0	0	2	4	9	24
(Level 1: 50-59%)	2	4	22	45	17	34	4	9	9	20	6	16
(Level 2: 60-69%)	17	35	20	41	23	46	29	62	23	50	19	50
(Level 3: 70 % & above)	29	60	2	4	3	6	14	30	12	26	4	11
Total no. of students appeared	48	100	49	100	50	100	47	100	46	100	38	100

Program : FIRST YEAR BACHELOR OF PHYSIOTHERAPY (MAIN) EXAM. JULY-2018												
Level	Anatomy		Physiology		Biochemistry		Exercise Therapy		Electro Therapy		First BPT Gross Total	
	No. of Students	%	No. of Students	%	No. of Students	%	No. of Students	%	No. of Students	%	No. of Students	%
Level 0 (Failed) < 50%	84	71	79	66	44	45	37	35	23	21	91	72
(Level 1: 50-59%)	21	18	19	16	30	31	28	27	35	32	12	9
(Level 2: 60-69%)	9	8	18	15	15	15	33	31	48	44	20	16
(Level 3: 70 % & above)	4	3	3	3	8	8	7	7	3	3	4	3
Total no. of students appeared	118	100	119	100	97	100	105	100	109	100	127	100

Program : SECOND YEAR BACHELOR OF PHYSIOTHERAPY (MAIN) EXAMINATION SEPTEMBER-2018														
Level	Pathology & Microbiology		Pharmacology		Exercise Therapy II		Electro Therapy II		Bio-Mechanics & Kinesiology		Community Medicine		Second BPT Gross Total	
	No. of Students	%	No. of Students	%	No. of Students	%	No. of Students	%	No. of Students	%	No. of Students	%	No. of Students	%
Level 0 (Failed) < 50%	43	46	66	66	36	52	26	37	28	37	41	59	73	70
(Level 1: 50-59%)	28	30	22	22	13	19	9	13	30	39	17	25	13	13
(Level 2: 60-69%)	20	22	8	8	20	29	19	27	16	21	9	13	16	15
(Level 3: 70 % & above)	2	2	4	4	0	0	16	23	2	3	2	3	2	2
Total no. of students appeared	93	100	100	100	69	100	70	100	76	100	69	100	104	100

Program : THIRD YEAR BACHELOR OF PHYSIOTHERAPY (MAIN) EXAMINATION AUGUST-2018												
Level	Clinical Orthopedics		Medicine Including Paediatric Psychiatry		P. T. in Orthopedics		Disability Prevention & Rehabilitation		Sociology & Psychology		Third BPT Gross Total	
	No. of Students	%	No. of Students	%	No. of Students	%	No. of Students	%	No. of Students	%	No. of Students	%
Level 0 (Failed) < 50%	5	8	15	25	8	16	5	10	15	29	22	34
(Level 1: 50-59%)	6	10	20	34	27	53	19	40	16	31	11	17
(Level 2: 60-69%)	35	56	13	22	14	27	22	46	20	38	29	45
(Level 3: 70 % & above)	17	27	11	19	2	4	2	4	1	2	3	5
Total no. of students appeared	63	100	59	100	51	100	48	100	52	100	65	100

Program : FOURTH YEAR BACHELOR OF PHYSIOTHERAPY (MAIN) EXAMINATION AUGUST-2018												
Level	Neurology & Neurosurgery		P. T. in Neurology & Neurosurgery		Surgery Including CTVS & Obst. & Gynae.		P. T. in Medical and Surgical Conditions		Exercise Physiology & Sport Physiotherapy		Fourth BPT Gross Total	
	No. of Students	%	No. of Students	%	No. of Students	%	No. of Students	%	No. of Students	%	No. of Students	%
Level 0 (Failed) < 50%	9	24	9	26	5	14	9	26	0	0	9	24
(Level 1: 50-59%)	18	47	4	11	14	39	5	14	9	26	6	16
(Level 2: 60-69%)	11	29	15	43	11	31	14	40	13	37	19	50
(Level 3: 70 % & above)	0	0	7	20	6	17	7	20	13	37	4	11
Total no. of students appeared	38	100	35	100	36	100	35	100	35	100	38	100

Program : FIRST YEAR BACHELOR OF PHYSIOTHERAPY (MAIN) EXAM. AUGUST-2017													
Level	Anatomy		Physiology		Biochemistry		Exercise Therapy		Electro Therapy		First BPT Gross Total		
	No. of Students	%	No. of Students	%	No. of Students	%	No. of Students	%	No. of Students	%	No. of Students	%	
Level 0 (Failed) < 50%	73	72	73	67	23	25	71	71	42	46	90	76	
(Level 1: 50-59%)	20	20	23	21	41	45	16	16	9	10	11	9	
(Level 2: 60-69%)	5	5	12	11	14	15	13	13	32	35	17	14	
(Level 3: 70 % & above)	4	4	1	1	13	14	0	0	9	10	0	0	
Total no. of students appeared	102	100	109	100	91	100	100	100	92	100	118	100	

Program : SECOND YEAR BACHELOR OF PHYSIOTHERAPY(MAIN)EXAMINATION AUGUST-2017														
Level	Pathology & Microbiology		Pharmacology		Exercise Therapy II		Electro Therapy II		Bio-Mechanics & Kinesiology		Community Medicine		Second BPT Gross Total	
	No. of Students	%	No. of Students	%	No. of Students	%	No. of Students	%	No. of Students	%	No. of Students	%	No. of Students	%
Level 0 (Failed) < 50%	72	84	58	85	11	17	7	12	24	39	10	16	76	87
(Level 1: 50-59%)	8	9	7	10	1	2	24	41	13	21	18	30	0	0
(Level 2: 60-69%)	5	6	3	4	24	38	28	47	9	15	24	39	8	9
(Level 3: 70 % & above)	1	1	0	0	28	44	0	0	16	26	9	15	3	3
Total no. of students appeared	86	100	68	100	64	100	59	100	62	100	61	100	87	100

Program : THIRD YEAR BACHELOR OF PHYSIOTHERAPY (MAIN)EXAMINATION SEPTEMBER-2017													
Level	Clinical Orthopedics		Medicine Including Paediatric Psychiatry		P. T. in Orthopedics		Disability Prevention & Rehabilitation		Sociology & Psychology		Third BPT Gross Total		
	No. of Students	%	No. of Students	%	No. of Students	%	No. of Students	%	No. of Students	%	No. of Students	%	
Level 0 (Failed) < 50%	23	52	24	56	5	13	25	66	6	16	28	61	
(Level 1: 50-59%)	0	0	13	30	12	31	12	32	13	34	6	13	
(Level 2: 60-69%)	12	27	4	9	21	54	0	0	12	32	12	26	
(Level 3: 70 % & above)	9	20	2	5	1	3	1	3	7	18	1	2	
Total no. of students appeared	44	100	43	100	39	100	38	100	38	100	47	102	

Program : FOURTH YEAR BACHELOR OF PHYSIOTHERAPY (MAIN) EXAMINATION SEPTEMBER-2017													
Level	Neurology & Neurosurgery		P. T. in Neurology & Neurosurgery		Surgery Including CTVS & Obst. & Gynae.		P. T. in Medical and Surgical Conditions		Exercise Physiology & Sport Physiotherapy		Fourth BPT Gross Total		
	No. of Students	%	No. of Students	%	No. of Students	%	No. of Students	%	No. of Students	%	No. of Students	%	
Level 0 (Failed) < 50%	7	21	8	22	5	14	3	10	9	24	16	40	
(Level 1: 50-59%)	18	55	10	27	7	19	0	0	9	24	2	5	
(Level 2: 60-69%)	8	24	17	46	9	24	6	19	11	29	15	38	
(Level 3: 70 % & above)	0	0	2	5	16	43	22	71	9	24	7	18	
Total no. of students appeared	33	100	37	100	37	100	31	100	38	100	40	100	

Program : FIRST YEAR BACHELOR OF OCCUPATIONAL THERAPY (NEW SCHEME) (MAIN) EXAMINATION OCTOBER-2020										
Level	PHYSIOLOGY		BIOCHEMISTRY		ANATOMY		FUNDAMENTALS OF OCCUPATIONAL THERAPY -I		FUNDAMENTALS OF OCCUPATIONAL THERAPY -II	
	No. of Students	%	No. of Students	%	No. of Students	%	No. of Students	%	No. of Students	%
Level 0 (Failed) < 50%	2	17	4	31	3	30	1	10	1	10
(Level 1: 50-59%)	6	50	2	2	4	4	1	10	1	10
(Level 2: 60-69%)	2	17	5	4	2	2	3	30	2	20
(Level 3: 70 % & above)	2	17	2	2	1	1	5	50	6	60
Total no. of students appeared	12	100	13	38	10	37	10	100	10	100

Program : SECOND YEAR BACHELOR OF OCCUPATIONAL THERAPY (NEW SCHEME) (MAIN) EXAMINATION OCTOBER-2020												
Level	PATHOLOGY & MICROBIOLOGY		PHARMACOLOGY		ERGOTHERAPEUTICS		SOCIOLOGY & PSYCHOLOGY		BIOMECHANICS & KINESIOLOGY		COMMUNITY MEDICINE	
	No. of Students	%	No. of Students	%	No. of Students	%	No. of Students	%	No. of Students	%	No. of Students	%
Level 0 (Failed) < 50%	0	0	0	0	0	0	0	0	0	0	1	8
(Level 1: 50-59%)	2	17	1	8	0	0	2	17	4	33	3	25
(Level 2: 60-69%)	2	17	4	33	2	17	3	25	6	50	5	42
(Level 3: 70 % & above)	8	67	7	58	10	83	7	58	2	17	3	25
Total no. of students appeared	12	100	12	100	12	100	12	100	12	100	12	100

Program : THIRD YEAR BACHELOR OF OCCUPATIONAL THERAPY (MAIN) EXAMINATION SEPTEMBER -2020														
Level	OCCUPATIONAL THERAPY IN ORTHOPAEDICS		CLINICAL ORTHOPAEDICS		MEDICINE INCLUDING PAEDIATRICS		REHABILITATION MEDICINE		PSYCHIATRY		OCCUPATIONAL THERAPY IN PSYCHIATRY		OCCUPATIONAL THERAPY IN PAEDIATRICS	
	No. of Students	%	No. of Students	%	No. of Students	%	No. of Students	%	No. of Students	%	No. of Students	%	No. of Students	%
Level 0 (Failed) < 50%	0	0	0	0	0	0	0	0	0	0	0	0	0	0
(Level 1: 50-59%)	1	17	1	20	0	0	0	0	0	0	0	0	1	20
(Level 2: 60-69%)	4	67	4	80	5	100	1	20	2	40	3	60	3	60
(Level 3: 70 % & above)	1	17	0	0	0	0	4	80	3	60	2	40	1	20
Total no. of students appeared	6	100	5	100	5	100	5	100	5	100	5	100	5	100

Program : FOURTH YEAR BACHELOR OF OCCUPATIONAL THERAPY (MAIN) EXAMINATION SEPTEMBER-2020												
Level	CLINICAL NEUROLOGY & NEUROSURGERY		OCCUPATIONAL THERAPY IN NEUROLOGY & NEUROSURGERY		SURGERY INCLUDING CTVS & OBST. & GYNAE.		OCCUPATIONAL THERAPY IN MEDICAL & SURGICAL CONDITION		ADVANCES IN OCCUPATIONAL THERAPY AND REHABILITATION		BIOSTATISTICS & RESEARCH METHODOLOGY	
	No. of Students	%	No. of Students	%	No. of Students	%	No. of Students	%	No. of Students	%	No. of Students	%
Level 0 (Failed) < 50%	1	20	1	20	1	20	1	20	1	20	0	0
(Level 1: 50-59%)	1	20	0	0	0	0	0	0	0	0	0	0
(Level 2: 60-69%)	3	60	2	40	1	20	1	20	1	20	4	33
(Level 3: 70 % & above)	0	0	2	40	3	60	3	60	3	60	1	8
Total no. of students appeared	5	100	5	100	5	100	5	100	5	100	5	42

Program BACHELOR OF OCCUPATIONAL THERAPY (NEW SCHEME) 2020								
Level	First BOT Gross Total		Second BOT Gross Total		Third BOT Gross Total		Forth BOT Gross Total	
	No. of Students	%	No. of Students	%	No. of Students	%	No. of Students	%
Level 0 (Failed) < 50%	2	40	0	0	0	0	1	20
(Level 1: 50-59%)	2	40	6	100	1	17	0	0
(Level 2: 60-69%)	1	20	0	0	0	0	2	40
(Level 3: 70 % & above)	0	0	0	0	5	83	2	40
Total no. of students appeared	5	100	6	100	6	100	5	100

Program : FIRST YEAR BACHELOR OF OCCUPATIONAL THERAPY (NEW SCHEME) (MAIN) EXAMINATION JULY-2019										
Level	PHYSIOLOGY		BIOCHEMISTRY		ANATOMY		FUNDAMENTALS OF OCCUPATIONAL THERAPY -I		FUNDAMENTALS OF OCCUPATIONAL THERAPY -II	
	No. of Students	%	No. of Students	%	No. of Students	%	No. of Students	%	No. of Students	%
Level 0 (Failed) < 50%	4	33	5	42	0	0	0	0	0	0
(Level 1: 50-59%)	3	25	2	17	2	2	0	0	0	0
(Level 2: 60-69%)	4	33	3	25	2	2	2	17	2	17
(Level 3: 70 % & above)	1	8	2	17	2	2	10	83	10	83
Total no. of students appeared	12	100	12	100	6	6	12	100	12	100

Program : SECOND YEAR BACHELOR OF OCCUPATIONAL THERAPY (MAIN) EXAMINATION AUGUST-2019												
Level	PATHOLOGY & MICROBIOLOGY		PHARMACOLOGY		ERGO THERAPEUTICS		SOCIOLOGY & PSYCHOLOGY		BIOMECHANICS & KINESIOLOGY		COMMUNITY MEDICINE	
	No. of Students	%	No. of Students	%	No. of Students	%	No. of Students	%	No. of Students	%	No. of Students	%
Level 0 (Failed) < 50%	6	55	0	0	0	0	0	0	0	0	0	0
(Level 1: 50-59%)	5	45	3	43	0	0	0	0	2	40	4	80
(Level 2: 60-69%)	0	0	3	43	0	0	4	80	2	40	1	20
(Level 3: 70 % & above)	0	0	1	14	5	100	1	20	1	20	0	0
Total no. of students appeared	11	100	7	100	5	100	5	100	5	100	5	100

Program : THIRD YEAR BACHELOR OF OCCUPATIONAL THERAPY (MAIN) EXAMINATION AUGUST-2019														
Level	OCCUPATIONAL THERAPY IN ORTHOPAEDICS		CLINICAL ORTHOPAEDICS		MEDICINE INCLUDING PAEDIATRICS		REHABILITATION MEDICINE		PSYCHIATRY		OCCUPATIONAL THERAPY IN PSYCHIATRY		OCCUPATIONAL THERAPY IN PAEDIATRICS	
	No. of Students	%	No. of Students	%	No. of Students	%	No. of Students	%	No. of Students	%	No. of Students	%	No. of Students	%
Level 0 (Failed) < 50%	2	29	0	0	0	0	0	0	0	0	1	13	1	17
(Level 1: 50-59%)	0	0	4	44	1	17	1	17	3	33	2	25	0	0
(Level 2: 60-69%)	0	0	1	11	0	0	4	67	3	33	2	25	1	17
(Level 3: 70 % & above)	5	71	4	44	5	83	1	17	3	33	3	38	4	67
Total no. of students appeared	7	100	9	100	6	100	6	100	9	100	8	100	6	100

Program : FOURTH YEAR BACHELOR OF OCCUPATIONAL THERAPY (MAIN) EXAMINATION SEPTEMBER-2019												
Level	CLINICAL NEUROLOGY & NEUROSURGERY		OCCUPATIONAL THERAPY IN NEUROLOGY & NEUROSURGERY		SURGERY INCLUDING CTVS & OBST. & GYNAE.		OCCUPATIONAL THERAPY IN MEDICAL & SURGICAL CONDITION		ADVANCES IN OCCUPATIONAL THERAPY AND REHABILITATION		BIOSTATISTICS & RESEARCH METHODOLOGY	
	No. of Students	%	No. of Students	%	No. of Students	%	No. of Students	%	No. of Students	%	No. of Students	%
Level 0 (Failed) < 50%	0	0	1	14	0	0	1	14	0	0	0	0
(Level 1: 50-59%)	3	43	3	43	5	71	3	43	5	71	7	100
(Level 2: 60-69%)	1	14	3	43	0	0	3	43	0	0	0	0
(Level 3: 70 % & above)	3	43	0	0	2	29	0	0	2	29	0	0
Total no. of students appeared	7	100	7	100	7	100	7	100	7	100	7	100

Program BACHELOR OF OCCUPATIONAL THERAPY 2019								
Level	First BOT Gross Total		Second BOT Gross Total		Third BOT Gross Total		Forth BOT Gross Total	
	No. of Students	%	No. of Students	%	No. of Students	%	No. of Students	%
Level 0 (Failed) < 50%	4	33	6	55	2	20	1	20
(Level 1: 50-59%)	0	0	2	18	2	20	3	60
(Level 2: 60-69%)	4	33	3	27	1	10	3	60
(Level 3: 70 % & above)	4	33	0	0	5	50	0	0
Total no. of students appeared	12	100	11	100	10	100	7	140

Program : FIRST YEAR BACHELOR OF OCCUPATIONAL THERAPY (MAIN) EXAMINATION JULY-2018										
Level	PHYSIOLOGY		BIOCHEMISTRY		ANATOMY		FUNDAMENTALS OF OCCUPATIONAL THERAPY -I		FUNDAMENTALS OF OCCUPATIONAL THERAPY -II	
	No. of Students	%	No. of Students	%	No. of Students	%	No. of Students	%	No. of Students	%
Level 0 (Failed) < 50%	6	86	4	67	0	0	0	0	0	0
(Level 1: 50-59%)	0	0	2	33	4	80	0	0	2	40
(Level 2: 60-69%)	1	14	0	0	1	20	2	40	2	40
(Level 3: 70 % & above)	0	0	0	0	0	0	3	60	1	20
Total no. of students appeared	7	100	6	100	5	100	5	100	5	100

Program : SECOND YEAR BACHELOR OF OCCUPATIONAL THERAPY (MAIN) EXAMINATION AUGUST-2018												
Level	PATHOLOGY & MICROBIOLOGY		PHARMACOLOGY		ERGO THERAPEUTICS		SOCIOLOGY & PSYCHOLOGY		BIOMECHANICS & KINESIOLOGY		COMMUNITY MEDICINE	
	No. of Students	%	No. of Students	%	No. of Students	%	No. of Students	%	No. of Students	%	No. of Students	%
Level 0 (Failed) < 50%	6	60	3	43	0	0	0	0	1	17	2	33
(Level 1: 50-59%)	0	0	2	29	0	0	1	17	0	0	2	33
(Level 2: 60-69%)	2	20	1	14	1	17	0	0	2	33	2	33
(Level 3: 70 % & above)	2	20	1	14	5	83	5	83	3	50	0	0
Total no. of students appeared	10	100	7	100	6	100	6	100	6	100	6	100

Program : THIRD YEAR BACHELOR OF OCCUPATIONAL THERAPY (MAIN) EXAMINATION AUGUST-2018														
Level	OCCUPATIONAL THERAPY IN ORTHOPAEDICS		CLINICAL ORTHOPAEDICS		MEDICINE INCLUDING PAEDIATRICS		REHABILITATION MEDICINE		PSYCHIATRY		OCCUPATIONAL THERAPY IN PSYCHIATRY		OCCUPATIONAL THERAPY IN PAEDIATRICS	
	No. of Students	%	No. of Students	%	No. of Students	%	No. of Students	%	No. of Students	%	No. of Students	%	No. of Students	%
Level 0 (Failed) < 50%	1	11	4	44	0	0	0	0	3	33	4	44	0	0
(Level 1: 50-59%)	3	33	2	22	5	56	3	33	2	22	1	11	4	44
(Level 2: 60-69%)	1	11	1	11	0	0	1	11	3	33	3	33	1	11
(Level 3: 70 % & above)	4	44	2	22	4	44	5	56	1	11	1	11	4	44
Total no. of students appeared	9	100	9	100	9	100	9	100	9	100	9	100	9	100

Program : FOURTH YEAR BACHELOR OF OCCUPATIONAL THERAPY (MAIN) EXAMINATION AUGUST-2018												
Level	CLINICAL NEUROLOGY & NEUROSURGERY		OCCUPATIONAL THERAPY IN NEUROLOGY & NEUROSURGERY		SURGERY INCLUDING CTVS & OBST. & GYNAE.		OCCUPATIONAL THERAPY IN MEDICAL & SURGICAL CONDITION		ADVANCES IN OCCUPATIONAL THERAPY AND REHABILITATION		BIOSTATICS & RESEARCH METHODOLOGY	
	No. of Students	%	No. of Students	%	No. of Students	%	No. of Students	%	No. of Students	%	No. of Students	%
Level 0 (Failed) < 50%	2	40	0	0	2	40	0	0	0	0	0	0
(Level 1: 50-59%)	3	60	3	60	3	60	4	80	0	0	2	40
(Level 2: 60-69%)	0	0	2	40	0	0	0	0	2	40	2	40
(Level 3: 70 % & above)	0	0	0	0	0	0	1	20	3	60	1	20
Total no. of students appeared	5	100	5	100	5	100	5	100	5	100	5	100

Program BACHELOR OF OCCUPATIONAL THERAPY 2019								
Level	First BOT Gross Total		Second BOT Gross Total		Third BOT Gross Total		Forth BOT Gross Total	
	No. of Students	%	No. of Students	%	No. of Students	%	No. of Students	%
Level 0 (Failed) < 50%	7	88	6	60	5	56	2	40
(Level 1: 50-59%)	0	0	0	0	0	0	0	0
(Level 2: 60-69%)	1	13	3	30	0	0	2	40
(Level 3: 70 % & above)	0	0	1	10	4	44	1	20
Total no. of students appeared	8	100	10	100	9	100	5	100

Program : FIRST YEAR BACHELOR OF OCCUPATIONAL THERAPY (MAIN) EXAMINATION JULY-2017										
Level	PHYSIOLOGY		BIOCHEMISTRY		ANATOMY		FUNDAMENTALS OF OCCUPATIONAL THERAPY -I		FUNDAMENTALS OF OCCUPATIONAL THERAPY -II	
	No. of Students	%	No. of Students	%	No. of Students	%	No. of Students	%	No. of Students	%
Level 0 (Failed) < 50%	4	57	4	44	3	50	1	17	0	0
(Level 1: 50-59%)	0	0	3	33	3	50	0	0	1	17
(Level 2: 60-69%)	1	14	1	11	0	0	2	33	1	17
(Level 3: 70 % & above)	2	29	1	11	0	0	3	50	4	67
Total no. of students appeared	7	100	9	100	6	100	6	100	6	100

Program : SECOND YEAR BACHELOR OF OCCUPATIONAL THERAPY (MAIN) EXAMINATION AUGUST-2017												
Level	PATHOLOGY & MICOROBIOLOGY		PHARMACOLOGY		ERGO THERAPEUTICS		SOCIOLOGY & PSYCHOLOGY		BIOMECHANICS & KINESIOLOGY		COMMUNITY MEDICINE	
	No. of Students	%	No. of Students	%	No. of Students	%	No. of Students	%	No. of Students	%	No. of Students	%
Level 0 (Failed) < 50%	5	63	7	70	1	17	1	17	1	20	4	57
(Level 1: 50-59%)	1	13	1	10	2	33	1	17	1	20	2	29
(Level 2: 60-69%)	0	0	1	10	0	0	1	17	0	0	0	0
(Level 3: 70 % & above)	2	25	1	10	3	50	3	50	3	60	1	14
Total no. of students appeared	8	100	10	100	6	100	6	100	5	100	7	100

Program : THIRD YEAR BACHELOR OF OCCUPATIONAL THERAPY (MAIN) EXAMINATION AUGUST-2017														
Level	OCCUPATIONAL THERAPY IN ORTHOPAEDICS		CLINICAL ORTHOPAEDICS		MEDICINE INCLUDING PAEDIATRICS		REHABILITATION MEDICINE		PSYCHIATRY		OCCUPATIONAL THERAPY IN PSYCHIATRY		OCCUPATIONAL THERAPY IN PAEDIATRICS	
	No. of Students	%	No. of Students	%	No. of Students	%	No. of Students	%	No. of Students	%	No. of Students	%	No. of Students	%
Level 0 (Failed) < 50%	0	0	0	0	2	40	0	0	1	20	0	0	0	0
(Level 1: 50-59%)	2	40	5	100	3	60	2	40	3	60	1	20	2	40
(Level 2: 60-69%)	1	20	0	0	0	0	1	20	1	20	3	60	1	20
(Level 3: 70 % & above)	2	40	0	0	0	0	2	40	0	0	1	20	2	40
Total no. of students appeared	5	100	5	100	5	100	5	100	5	100	5	100	5	100

Program BACHELOR OF OCCUPATIONAL THERAPY 2017						
Level	First BOT Gross Total		Second BOT Gross Total		Third BOT Gross Total	
	No. of Students	%	No. of Students	%	No. of Students	%
Level 0 (Failed) < 50%	6	75	6	60	1	11
(Level 1: 50-59%)	0	0	0	0	0	0
(Level 2: 60-69%)	2	25	2	20	2	22
(Level 3: 70 % & above)	1	13	2	20	2	22
Total no. of students appeared	9	113	10	100	5	56

Program : BACHELOR OF OCCUPATIONAL THERAPY PART-I (MAIN) EXAMINATION AUGUST-2016											
Level	PHYSIOLOGY		BIOCHEMISTRY		ANATOMY		FUNDAMENTALS OF OCCUPATIONAL THERAPY -I		FUNDAMENTALS OF OCCUPATIONAL THERAPY -II		
	No. of Students	%	No. of Students	%	No. of Students	%	No. of Students	%	No. of Students	%	
Level 0 (Failed) < 50%	7	58	5	56	4	44	2	25	0	0	
(Level 1: 50-59%)	1	8	0	0	1	11	1	13	3	38	
(Level 2: 60-69%)	2	17	1	11	3	33	2	25	2	25	
(Level 3: 70 % & above)	2	17	3	33	1	11	3	38	3	38	
Total no. of students appeared	12	100	9	100	9	100	8	100	8	100	

Program : BACHELOR OF OCCUPATIONAL THERAPY PART-II(MAIN) EXAMINATION AUGUST-2016													
Level	PATHOLOGY & MICROBIOLOGY		PHARMACOLOGY		ERGO THERAPEUTICS		SOCIOLOGY & PSYCHOLOGY		BIOMECHANICS & KINESIOLOGY		COMMUNITY MEDICINE		
	No. of Students	%	No. of Students	%	No. of Students	%	No. of Students	%	No. of Students	%	No. of Students	%	
Level 0 (Failed) < 50%	5	100	5	100	1	20	0	0	0	0	2	40	
(Level 1: 50-59%)	0	0	0	0	2	40	0	0	3	60	2	40	
(Level 2: 60-69%)	0	0	0	0	2	40	3	60	1	20	1	20	
(Level 3: 70 % & above)	0	0	0	0	0	0	2	40	1	20	0	0	
Total no. of students appeared	5	100	5	100	5	100	5	100	5	100	5	100	

Program BACHELOR OF OCCUPATIONAL THERAPY 2016				
Level	First BOT Gross		Second BOT	
	Total		Gross Total	
	No. of Students	%	No. of Students	%
Level 0 (Failed) < 50%	7	88	5	50
(Level 1: 50-59%)	1	13	0	0
(Level 2: 60-69%)	1	13	0	0
(Level 3: 70 % & above)	3	38	0	0
Total no. of students appeared	12	150	5	50

FIRST YEAR BASIC B.Sc. NURSING EXAMINATION DECEMBER-2020										
Level	ANATOMY AND PHYSIOLOGY		NUTRITION AND BIOCHEMISTRY		NURSING FOUNDATION		PSYCHOLOGY		MICROBIOLOGY	
	No. of Students	%	No. of Students	%	No. of Students	%	No. of Students	%	No. of Students	%
Level 0 (Failed) < 50%	17	22	22	29	17	23	3	4	11	15
(Level 1: 50-59%)	16	21	43	56	0	0	8	11	20	27
(Level 2: 60-69%)	28	37	12	16	43	57	36	49	31	42
(Level 3: 70 % & above)	15	20	0	0	15	20	26	36	12	16
Total no. of students appeared	76	100	77	100	75	100	73	100	74	100

SECOND YEAR BASIC B.Sc. NURSING EXAMINATION DECEMBER-2020										
Level	PHARMACOLOGY, PATHOLOGY, GENETICS		MEDICAL SURGICAL NURSING-I		SOCIOLOGY		COMMUNITY HEALTH NURSING-I		COMMUNICATION AND EDUCATIONAL	
	No. of Students	%	No. of Students	%	No. of Students	%	No. of Students	%	No. of Students	%
Level 0 (Failed) < 50%	8	11	1	1	0	0	2	3	8	11
(Level 1: 50-59%)	25	34	1	1	28	39	0	0	26	37
(Level 2: 60-69%)	32	43	55	76	42	58	17	24	19	27
(Level 3: 70 % & above)	9	12	15	21	2	3	53	76	19	27
Total no. of students appeared	74	100	72	100	72	100	72	103	72	103

THIRD YEAR BASIC B.Sc. NURSING EXAMINATION NOVEMBER-2020								
Level	MEDICAL SURGICAL NURSING-II		CHILD HEALTH NURSING		MENTAL HEALTH NURSING		NURSING RESEARCH AND STATISTICS	
	No. of Students	%	No. of Students	%	No. of Students	%	No. of Students	%
Level 0 (Failed) < 50%	1	1	9	13	26	36	1	1
(Level 1: 50-59%)	0	0	16	23	6	8	5	7
(Level 2: 60-69%)	43	61	32	45	30	42	37	53
(Level 3: 70 % & above)	26	37	14	20	10	14	27	39
Total no. of students appeared	70	100	71	100	72	100	70	100

FOURTH YEAR BASIC B.Sc. NURSING EXAMINATION JANUARY-2021						
Level	MIDWIFERY AND OBSTETRICAL NURSING		COMMUNITY HEALTH NURSING-II		MANAGEMENT OF NURSING SERVICES AND	
	No. of Students	%	No. of Students	%	No. of Students	%
Level 0 (Failed) < 50%	1	1	1	1	2	3
(Level 1: 50-59%)	1	1	1	1	21	30
(Level 2: 60-69%)	30	43	9	13	31	45
(Level 3: 70 % & above)	38	54	58	84	15	22
Total no. of students appeared	70	100	69	100	69	100

BASIC B.Sc. NURSING EXAMINATION-2020								
Level	First Basic Nur. Gross Total		Second Basic Nur. Gross Total		Third Basic Nur. Gross Total		Forth Basic Nur. Gross Total	
	No. of Students	%	No. of Students	%	No. of Students	%	No. of Students	%
Level 0 (Failed) < 50%	7	88	6	60	5	56	2	40
(Level 1: 50-59%)	0	0	0	0	0	0	0	0
(Level 2: 60-69%)	1	13	3	30	0	0	2	40
(Level 3: 70 % & above)	0	0	1	10	4	44	1	20
Total no. of students appeared	8	100	10	100	9	100	5	100

FIRST YEAR BASIC B.Sc. NURSING EXAMINATION NOVEMBER-2019										
Level	ANATOMY AND PHYSIOLOGY		NUTRITION AND BIOCHEMISTRY		NURSING FOUNDATION		PSYCHOLOGY		MICROBIOLOGY	
	No. of Students	%	No. of Students	%	No. of Students	%	No. of Students	%	No. of Students	%
Level 0 (Failed) < 50%	5	7	2	3	9	13	3	4	27	38
(Level 1: 50-59%)	30	42	18	25	12	240	21	29	38	53
(Level 2: 60-69%)	19	26	40	56	40	800	30	42	7	10
(Level 3: 70 % & above)	18	25	12	17	11	220	18	25	0	0
Total no. of students appeared	72	100	72	100	72	1273	72	100	72	100

SECOND YEAR BASIC B.Sc. NURSING EXAMINATION SEPTEMBER-2019										
Level	PHARMACOLOGY, PATHOLOGY, GENETICS		MEDICAL SURGICAL NURSING-I		SOCIOLOGY		COMMUNITY HEALTH NURSING-I		COMMUNICATION AND EDUCATIONAL	
	No. of Students	%	No. of Students	%	No. of Students	%	No. of Students	%	No. of Students	%
Level 0 (Failed) < 50%	10	13	7	10	2	3	4	6	4	6
(Level 1: 50-59%)	27	35	54	75	28	40	48	69	26	37
(Level 2: 60-69%)	24	31	11	15	30	43	17	24	37	53
(Level 3: 70 % & above)	16	21	0	0	10	14	1	1	3	4
Total no. of students appeared	77	100	72	100	70	100	70	100	70	100

THIRD YEAR BASIC B.Sc. NURSING EXAMINATION SEPTEMBER-2019								
Level	MEDICAL SURGICAL NURSING-II		CHILD HEALTH NURSING		MENTAL HEALTH NURSING		NURSING RESEARCH AND STATISTICS	
	No. of Students	%	No. of Students	%	No. of Students	%	No. of Students	%
Level 0 (Failed) < 50%	4	6	4	6	4	6	1	1
(Level 1: 50-59%)	6	9	4	6	2	3	6	8
(Level 2: 60-69%)	35	50	28	41	38	54	38	53
(Level 3: 70 % & above)	25	36	33	48	27	38	27	38
Total no. of students appeared	70	100	69	100	71	100	72	100

BASIC B.Sc. NURSING EXAMINATION-2019								
Level	First Basic Nur. Gross Total		Second Basic Nur. Gross Total		Third Basic Nur. Gross Total		Forth Basic Nur. Gross Total	
	No. of Students	%	No. of Students	%	No. of Students	%	No. of Students	%
Level 0 (Failed) < 50%	19	26	10	13	6	8	5	11
(Level 1: 50-59%)	9	13	39	50	3	4	0	0
(Level 2: 60-69%)	38	53	24	31	40	55	0	0
(Level 3: 70 % & above)	6	8	5	6	24	33	39	89
Total no. of students appeared	72	100	78	100	73	100	44	100

FIRST YEAR BASIC B.Sc. NURSING EXAMINATION SEPTEMBER-2018										
Level	ANATOMY AND PHYSIOLOGY		NUTRITION AND BIOCHEMISTRY		NURSING FOUNDATION		PSYCHOLOGY		MICROBIOLOGY	
	No. of Students	%	No. of Students	%	No. of Students	%	No. of Students	%	No. of Students	%
Level 0 (Failed) < 50%	5	6	0	0	1	1	2	2	1	1
(Level 1: 50-59%)	42	55	3	4	62	81	23	28	17	24
(Level 2: 60-69%)	25	32	16	21	10	13	30	37	46	64
(Level 3: 70 % & above)	5	6	56	75	4	5	27	33	9	13
Total no. of students appeared	77	100	75	100	77	100	82	100	73	101

SECOND YEAR BASIC B.Sc. NURSING EXAMINATION SEPTEMBER-2018										
Level	PHARMACOLOGY, PATHOLOGY, GENETICS		MEDICAL SURGICAL NURSING-I		SOCIOLOGY		COMMUNITY HEALTH NURSING-I		COMMUNICATION AND EDUCATIONAL	
	No. of Students	%	No. of Students	%	No. of Students	%	No. of Students	%	No. of Students	%
Level 0 (Failed) < 50%	10	13	7	10	2	3	4	6	4	6
(Level 1: 50-59%)	27	35	54	75	28	40	48	69	26	37
(Level 2: 60-69%)	24	31	11	15	30	43	17	24	37	53
(Level 3: 70 % & above)	16	21	0	0	10	14	1	1	3	4
Total no. of students appeared	77	100	72	100	70	100	70	100	70	100

THIRD YEAR BASIC B.Sc. NURSING EXAMINATION OCTOBER-2018								
Level	MEDICAL SURGICAL NURSING-II		CHILD HEALTH NURSING		MENTAL HEALTH NURSING		NURSING RESEARCH AND STATISTICS	
	No. of Students	%	No. of Students	%	No. of Students	%	No. of Students	%
Level 0 (Failed) < 50%	12	23	8	14	15	28	5	11
(Level 1: 50-59%)	3	6	3	5	1	2	12	26
(Level 2: 60-69%)	23	44	17	29	15	28	21	45
(Level 3: 70 % & above)	14	27	30	52	23	43	9	19
Total no. of students appeared	52	100	58	100	54	100	47	100

FOURTH YEAR BASIC B.Sc. NURSING EXAMINATION SEPTEMBER-2018								
Level	MIDWIFERY AND OBSTETRICAL NURSING		COMMUNITY HEALTH NURSING-II		MANAGEMENT OF NURSING		NURSING RESEARCH AND STATISTICS	
	No. of Students	%	No. of Students	%	No. of Students	%	No. of Students	%
Level 0 (Failed) < 50%	0	0	2	4	4	9	2	4
(Level 1: 50-59%)	22	39	1	2	24	52	19	40
(Level 2: 60-69%)	28	49	31	62	16	35	18	38
(Level 3: 70 % & above)	7	12	16	32	2	4	9	19
Total no. of students appeared	57	100	50	100	46	100	48	100

BASIC B.Sc. NURSING EXAMINATION-2018								
Level	First Basic Nur.		Second Basic Nur.		Third Basic Nur.		Forth Basic Nur.	
	Gross Total		Gross Total		Gross Total		Gross Total	
	No. of Students	%	No. of Students	%	No. of Students	%	No. of Students	%
Level 0 (Failed) < 50%	6	7	24	27	17	28	7	12
(Level 1: 50-59%)	32	37	5	6	6	10	16	27
(Level 2: 60-69%)	45	52	42	47	18	30	30	51
(Level 3: 70 % & above)	3	3	18	20	19	32	6	10
Total no. of students appeared	86	100	89	100	60	100	59	100

FIRST YEAR BASIC B.Sc. NURSING EXAMINATION SEPTEMBER -2017										
Level	ANATOMY AND PHYSIOLOGY		NUTRITION AND BIOCHEMISTRY		NURSING FOUNDATION		PSYCHOLOGY		MICROBIOLOGY	
	No. of Students	%	No. of Students	%	No. of Students	%	No. of Students	%	No. of Students	%
Level 0 (Failed) < 50%	7	9	7	9	17	21	11	14	2	3
(Level 1: 50-59%)	28	35	27	34	46	58	7	9	18	23
(Level 2: 60-69%)	40	51	43	54	17	21	37	47	55	71
(Level 3: 70 % & above)	4	5	2	3	0	0	23	29	2	3
Total no. of students appeared	79	100	79	100	80	100	78	100	77	100

SECOND YEAR BASIC B.Sc. NURSING EXAMINATION SEPTEMBER-2017										
Level	PHARMACOLOGY,P ATHOLOGY,GENET ICS		MEDICAL SURGICAL NURSING-I		SOCIOLOGY		COMMUNITY HEALTH NURSING-I		COMMUNICATION AND EDUCATIONAL	
	No. of Students	%	No. of Students	%	No. of Students	%	No. of Students	%	No. of Students	%
Level 0 (Failed) < 50%	19	25	6	10	2	4	1	2	2	4
(Level 1: 50-59%)	23	31	10	17	11	20	8	16	9	17
(Level 2: 60-69%)	20	27	18	31	22	40	19	37	17	31
(Level 3: 70 % & above)	13	17	24	41	20	36	23	45	26	48
Total no. of students appeared	75	100	58	100	55	100	51	100	54	100

THIRD YEAR BASIC B.Sc. NURSING EXAMINATION SEPTEMBER-2017						
Level	MEDICAL SURGICAL NURSING-II		CHILD HEALTH NURSING		MENTAL HEALTH NURSING	
	No. of Students	%	No. of Students	%	No. of Students	%
Level 0 (Failed) < 50%	2	3	9	16	4	7
(Level 1: 50-59%)	15	25	4	7	4	7
(Level 2: 60-69%)	18	30	25	44	42	78
(Level 3: 70 % & above)	26	43	19	33	6	11
Total no. of students appeared	61	100	57	100	56	104

FOURTH YEAR BASIC B.Sc. NURSING EXAMINATION SEPTEMBER-2017								
Level	MIDWIFERY AND OBSTETRICAL NURSING		COMMUNITY HEALTH NURSING-II		MANAGEMENT OF NURSING SERVICES AND STATISTICS		NURSING RESEARCH AND STATISTICS	
	No. of Students	%	No. of Students	%	No. of Students	%	No. of Students	%
Level 0 (Failed) < 50%	15	25	1	2	9	17	12	23
(Level 1: 50-59%)	28	47	37	67	29	56	16	30
(Level 2: 60-69%)	14	24	15	27	8	15	15	28
(Level 3: 70 % & above)	2	3	2	4	6	12	10	19
Total no. of students appeared	59	100	55	100	52	100	53	100

BASIC B.Sc. NURSING EXAMINATION-2017								
Level	First Basic Nur. Gross Total		Second Basic Nur. Gross Total		Third Basic Nur. Gross Total		Forth Basic Nur. Gross Total	
	No. of Students	%	No. of Students	%	No. of Students	%	No. of Students	%
Level 0 (Failed) < 50%	20	23	23	30	10	16	20	33
(Level 1: 50-59%)	25	29	12	16	4	6	23	38
(Level 2: 60-69%)	40	47	22	29	33	53	15	25
(Level 3: 70 % & above)	1	1	19	25	15	24	2	3
Total no. of students appeared	86	100	76	100	62	100	60	100

FIRST YEAR BASIC B.Sc. NURSING EXAMINATION -2016										
Level	ANATOMY AND PHYSIOLOGY		NUTRITION AND BIOCHEMISTRY		NURSING FOUNDATION		PSYCHOLOGY		MICROBIOLOGY	
	No. of Students	%	No. of Students	%	No. of Students	%	No. of Students	%	No. of Students	%
Level 0 (Failed) < 50%	7	9	7	9	17	21	11	14	2	3
(Level 1: 50-59%)	28	35	27	34	46	58	7	9	18	23
(Level 2: 60-69%)	40	51	43	54	17	21	37	47	55	71
(Level 3: 70 % & above)	4	5	2	3	0	0	23	29	2	3
Total no. of students appeared	79	100	79	100	80	100	78	100	77	100

SECOND YEAR BASIC B.Sc. NURSING (MAIN) EXAMINATION AUGUST-2016										
Level	PHARMACOLOGY, PATHOLOGY, GENETICS		MEDICAL SURGICAL NURSING-I		SOCIOLOGY		COMMUNITY HEALTH NURSING-		COMMUNICATION AND EDUCATIONAL	
	No. of Students	%	No. of Students	%	No. of Students	%	No. of Students	%	No. of Students	%
Level 0 (Failed) < 50%	37	51	40	56	29	54	6	11	6	11
(Level 1: 50-59%)	21	29	23	32	15	28	11	20	11	20
(Level 2: 60-69%)	12	16	7	10	8	15	16	30	16	30
(Level 3: 70 % & above)	3	4	1	1	2	4	21	39	21	39
Total no. of students appeared	73	100	71	100	54	100	54	100	54	100

THIRD YEAR BASIC B.Sc. NURSING EXAMINATION SEPTEMBER-2017						
Level	MEDICAL SURGICAL NURSING - II		CHILD HEALTH NURSING		MENTAL HEALTH NURSING	
	No. of Students	%	No. of Students	%	No. of Students	%
Level 0 (Failed) < 50%	6	11	5	8	20	29
(Level 1: 50-59%)	18	32	22	35	32	46
(Level 2: 60-69%)	26	46	28	45	14	20
(Level 3: 70 % & above)	7	12	7	11	4	6
Total no. of students appeared	57	100	62	100	70	100

FOURTH YEAR BASIC B.Sc. NURSING EXAMINATION SEPTEMBER-2016								
Level	MIDWIFERY AND OBSTETRICAL NURSING		COMMUNITY HEALTH NURSING- II		NURSING MANAGEMENT OF NURSING SERVICES AND RESEARCH AND STATISTICS		NURSING RESEARCH AND STATISTICS	
	No. of Students	%	No. of Students	%	No. of Students	%	No. of Students	%
Level 0 (Failed) < 50%	15	25	1	2	9	17	12	23
(Level 1: 50-59%)	28	47	37	67	29	56	16	30
(Level 2: 60-69%)	14	24	15	27	8	15	15	28
(Level 3: 70 % & above)	2	3	2	4	6	12	10	19
Total no. of students appeared	59	100	55	100	52	100	53	100

BASIC B.Sc. NURSING EXAMINATION-2016								
Level	First Basic Nur. Gross Total		Second Basic Nur. Gross Total		Third Basic Nur. Gross Total		Forth Basic Nur. Gross Total	
	No. of Students	%	No. of Students	%	No. of Students	%	No. of Students	%
Level 0 (Failed) < 50%	30	41	48	61	21	30	11	18
(Level 1: 50-59%)	20	27	17	22	22	31	28	45
(Level 2: 60-69%)	15	20	12	15	23	33	17	27
(Level 3: 70 % & above)	9	12	2	3	4	6	6	10
Total no. of students appeared	74	100	79	100	70	100	62	100

B.Sc.MEDICAL LABORATORY TECHNOLOGY EXAM -2020								
Subject Name	Total App.	Total Pass	Total Fail	Total 45-50%	Total Grace	Total 50-60%	Total 60-70%	Total 70-100%
PART-I NOVEMBER-2020								
HEMATOLOGY & CLINICAL PATHOLOGY	65	34	31	0	1	25	7	1
FUNDAMENTALS OF PHYSIOLOGY & BASIC OF BIOCHEMISTRY	65	36	29	0	1	22	11	2
GENERAL MICROBIOLOGY	63	49	14	0	0	17	12	20
PART-II OCTOBER-2020								
HISTOPATHOLOGY AND CYTOLOGY	56	46	10	0	0	9	18	19
CLINICAL BIOCHEMISTRY	54	47	7	0	1	19	16	11
IMMUNOLOGY,SEROLOGY AND PARASITOLOGY	54	38	16	0	22	12	4	0

B.Sc. CLINICAL DIETETICS EXAM-2020								
Subject Name	Total App.	Total Pass	Total Fail	Total 45-50%	Total Grace	Total 50-60%	Total 60-70%	Total 70-100%
PART-I NOVEMBER-2020								
FUNDAMENTALS OF NUTRITION & FOOD SCIENCE	3	2	1	0	0	1	1	0
NUTRITIONAL BIOCHEMISTRY	3	3	0	0	0	1	0	2
HUMAN NUTRITIONAL REQUIREMENTS	3	3	0	0	0	1	1	1
PART-II OCTOBER-2020								
ANATOMY & PHYSIOLOGY	2	2	0	0	0	1	0	1
NUTRITIONAL MICROBIOLOGY	2	2	0	0	0	1	0	1
HUMAN NUTRITIONAL PROBLEMS	2	2	0	0	1	0	1	0
INSTITUTIONAL FOOD ADMINISTRATION	1	1	0	0	0	0	0	1
PUBLIC HEALTH & COMMUNITY NUTRITION	1	1	0	0	0	0	0	1
GENERAL & THERAPEUTIC NUTRITION	1	1	0	0	0	0	0	1

B.Sc.HOSPITAL & HEALTH INFORMATION ADMINISTRATION EXAM-2020								
Subject Name	Total App.	Total Pass	Total Fail	Total 45-50%	Total Grace	Total 50-60%	Total 60-70%	Total 70-100%
PART-I NOVEMBER-2020								
BASIC OF INFORMATICS	8	8	0	0	0	1	2	5
MEDICAL TERMINOLOGY	8	7	1	0	0		1	6
RESEARCH METHODOLOGY & MANAGEMENT	8	8	0	0	0	1	1	6
PART-II SEPTEMBER-2020								
HEALTH INFORMATION TECHNOLOGY MANAGEMENT	3	3	0	0	0	0	0	3
HEALTH INFORMATION MANAGEMENT	3	3	0	0	0	0	2	1
QUALITY ASSURANCE, FINANCING & E.H.R	3	3	0	0	0	0	0	3
FUNDAMENTALS OF HEALTH INFORMATICS, CLINICAL CODIN	4	4	0	0	0	2	1	1
FUNDAMENTALS OF HOSPITAL ADMINISTRATION, CPA & HEA	4	4	0	0	0	1	1	2
MEDICAL TRANSCRIPTION, TELEMEDICINE & HEALTHCARE	4	4	0	0	0	0	2	2

B.Sc. OPHTHALMIC TECHNIQUES AND OPTOMETRY EXAM-2020								
Subject Name	Total App.	Total Pass	Total Fail	Total 45-50%	Total Grace	Total 50-60%	Total 60-70%	Total 70-100%
PART-I NOVEMBER-2020								
HUMAN ANATOMY & PHYSIOLOGY, OCULAR ANATOMY, OCULAR	8	8	0	0	0	2	3	3
OCULAR PHYSIOLOGY, OCULAR BIOCHEMISTRY, PHYSICAL AN	8	7	1	0	0	1	6	0
PART-II OCTOBER-2020								
OCCULAR PHARMACY AND PHARMACOLOGY, REFRACTION	3	3	0	0	0	1	2	0
INVESTIGATIVE OPHTHALMOLOGY ORTHOPTICS, OPHTHALMIC	3	3	0	0	0	0	3	0
PART-III OCTOBER-2020								
CLINICAL & ADVANCED ORTHOPTICS, CLINICAL & ADVANCED	2	2	0	0	0	1		1
EYE BANK, COMMUNITY OPHTHALMOLOGY, INVESTIGATIONS IN	2	2	0	0	0	1	1	0

B.Sc. OPERATION THEATRE TECHNOLOGY EXAM-2020								
Subject Name	Total App.	Total Pass	Total Fail	Total 45-50%	Total Grace	Total 50-60%	Total 60-70%	Total 70-100%
PART-I NOVEMBER-2020								
BASIC OF SURGERY, CSSD PROCEDURES BASIC OF INTENSIVE	40	20	20	0	0	17	3	0
BASIC SCIENCES	34	10	24	0	0	8	2	0
PART-II OCTOBER-2020								
PRINCIPLES OF ANAESTHESIA	29	20	9	0	0	2	5	13
APPLIED BASIC SCIENCES	32	17	15	0	2	10	5	0
PART-III OCTOBER-2020								
ORGANIZATION OF OT	4	4		0	0	0	3	1
PERIOPERATIVE MANAGEMENT AND ASSISTING SURGICAL PR	4	3	1	0	0	2	1	0

B.Sc. RADIO IMAGING TECHNOLOGY EXAM-2020								
Subject Name	Total App.	Total Pass	Total Fail	Total 45-50%	Total Grace	Total 50-60%	Total 60-70%	Total 70-100%
PART-I NOVEMBER-2020								
PHYSIOLOGY AND PATHOLOGY OF HUMAN BODY SYSTEMS	83	69	14	0	0	39	17	13
BASIC RADIATION PHYSICS AND PRINCIPLES OF RADIOTHE	78	62	16	0	3	41	17	1
GROSS RADIOLOGICAL AND SURFACE ANATOMY OF HUMAN BODY	70	51	19	0	0	26	15	10
RADIOGRAPHIC TECHNIQUES AND DARK ROOM PROCEDURES	66	58	8	0	0	9	43	6
PART-II OCTOBER-2020								
APPARATUS OF IMAGING, RADIOTHERAPY AND QUALITY ASS.	60	53	7	0	7	35	10	1
PHYSICS OF RADIOTHERAPY	62	56	6	0	1	26	19	10
RADIATION PROTECTION AND MONITORING	60	57	3	0	0	11	43	3
MORDERN IMAGING AND RECENT ADVANCES	59	56	3	0	0	16	20	20
PART-III JULY- 2020								
SPECIAL RADIOLOGICAL PROCEDURES & CONTRAST MEDIA	23	23	0	0	0	0	12	11
RADIOTHERAPY PLANNING AND TECHNIQUES	23	22	1	0	0	8	7	7
RADIATION DOSIMETRY - PRINCIPLES AND APPLICATIONS	23	23	0	0	0	7	14	2
HOSPITAL PRACTICE & CARE OF PATIENT	23	23	0	0	0	0	12	11

B.Sc. SURGICAL ASSISTANCE EXAM-2020								
Subject Name	Total App.	Total Pass	Total Fail	Total 45-50%	Total Grace	Total 50-60%	Total 60-70%	Total 70-100%
PART-I NOVEMBER-2020								
APPLIED BASIC SCIENCES-I(ANATOMY/PHYSIOLOGY/BIOCHE	7	2	5	0	0	1	1	0
ENGLISH LANGUAGE,INTRODUCTION TO HEALTH AND HEALTH	5	2	3	0	0	1	1	0
PART-II OCTOBER-2020								
ADVANCED SECRETARIAL SKILLS HOSPITAL MANAGEMENT	4	4	0	0	0	4	0	0
APPLIED BASIC SCIENCES-II (PATHOLOGY,HISTOLOGY,PHA	4	1	3	0	0	1	0	0
PART-III OCTOBER-2020								
CLINICAL SCIENCES-COMMON SURGICAL DISEASES OF HUMA	2	2	0	0	0	1	1	0
LAW INSURANCE IN HEALTH CARE OF OUT PATIENT HANDLI	2	2	0	0	0	1	1	0

B.Sc. OPERATION THEATRE TECHNOLOGY EXAMINATION JULY-2019								
Subject Name	Total App.	Total Pass	Total Fail	Total 45-50%	Total Grace	Total 50-60%	Total 60-70%	Total 70-100%
PART-I JULY-2019								
BASIC OF SURGERY,CSSD PROCEDURES BASIC OF INTENSIV	30	10	20	0	4	4	2	0
BASIC SCIENCES	27	14	13	0	0	4	7	0
PART-II JULY-2019								
PRINCIPLES OF ANAESTHESIA	10	2	8	0	0	1	1	0
APPLIED BASIC SCIENCES	10	7	3	0	0	3	3	1
PART-III AUGUST-2019								
ORGANIZATION OF OT	5	3	2	0	0	0	1	2
PERIOPERATIVE MANAGEMENT AND ASSISTING SURGICAL PR	5	5	0	0	0	3	0	2

B.Sc. OPHTHALMIC TECHNIQUES AND OPTOMETRY EXAM-2019								
Subject Name	Total App.	Total Pass	Total Fail	Total 45-50%	Total Grace	Total 50-60%	Total 60-70%	Total 70-100%
PART-I JULY-2019								
HUMAN ANATOMY & PHYSIOLOGY, OCULAR ANATOMY, OCULAR	3	3	0	0	0	1	2	0
OCULAR PHYSIOLOGY,OCULAR BIOCHEMISTRY, PHYSICAL	3	3	0	0	0	3	0	0
PART-II JULY-2019								
OCCULAR PHARMACY AND PHARMACOLOGY, REFRACTION	2	1	1	0	0	1	0	0
INVESTIGATIVE OPHTHALMOLOGY ORTHOPTICS, OPHTHALMIC	2	1	1	0	1	0	0	0
PART-III JULY-2019								
CLINICAL & ADVANCED ORTHOPTICS,CLINICAL & ADVANCED	4	4	0	0	0	2	2	0
EYE BANK,COMMUNITY OPHTHALMOLOGY,INVESTIGATIONS	4	4	0	0	0	1	3	0

B.Sc. RADIO IMAGING TECHNOLOGY EXAM-2019								
Subject Name	Total App.	Total Pass	Total Fail	Total 45-50%	Total Grace	Total 50-60%	Total 60-70%	Total 70-100%
PART-I JULY-2019								
PHYSIOLOGY AND PATHOLOGY OF HUMAN BODY SYSTEMS	66	33	33	0	2	21	7	3
BASIC RADIATION PHYSICS AND PRINCIPLES OF RADIOTHE	60	35	25	0	0	24	10	1
GROSS RADIOLOGICAL AND SURFACE ANATOMY OF HUMAN BODY	61	33	28	0	1	18	12	2
RADIOGRAPHIC TECHNIQUES AND DARK ROOM PROCEDURES	59	49	10	0	0	30	17	2
PART-II JULY-2019								
APPARATUS OF IMAGING, RADIOTHERAPY AND QUALITY ASS.	25	18	7	0	0	10	7	1
PHYSICS OF RADIOTHERAPY	25	14	11	0	1	8	5	0
RADIATION PROTECTION AND MONITORING	25	24	1	0	0	13	9	2
MORDERN IMAGING AND RECENT ADVANCES	25	24	1	0	0	13	9	2
PART-III JULY-2019								
SPECIAL RADIOLOGICAL PROCEDURES & CONTRAST MEDIA	16	15	1	0	0	4	5	6
RADIOTHERAPY PLANNING AND TECHNIQUES	16	15	1	0	0	10	0	5
RADIATION DOSIMETRY - PRINCIPLES AND APPLICATIONS	16	15	1	0	0	6	7	2
HOSPITAL PRACTICE & CARE OF PATIENT	16	15	1	0	0	0	15	0

B.Sc. SURGICAL ASSISTANCE EXAM-2019								
Subject Name	Total App.	Total Pass	Total Fail	Total 45-50%	Total Grace	Total 50-60%	Total 60-70%	Total 70-100%
PART-I JULY-2019								
APPLIED BASIC SCIENCES-I(ANATOMY/PHYSIOLOGY/BIOCHE	6	3	3	0	0	2	1	0
ENGLISH LANGUAGE,INTRODUCTION TO HEALTH AND HEALTH	4	3	1	0	1	2	0	0
PART-II JULY-2019								
ADVANCED SECRETARIAL SKILLS HOSPITAL MANAGEMENT	3	3	0	0	0	2	1	0
APPLIED BASIC SCIENCES-II (PATHOLOGY,HISTOLOGY,PHA.)	3	3	0	0	0	3	0	0
PART-III JULY-2019								
CLINICAL SCIENCES-COMMON SURGICAL DISEASES OF HUMAN	3	3	0	0	0	0	0	3
LAW INSURANCE IN HEALTH CARE OF OUT PATIENT HANDLING	3	3	0	0	0	0	3	0

B.Sc.MEDICAL LABORATORY TECHNOLOGY EXAM -2019								
Subject Name	Total App.	Total Pass	Total Fail	Total 45-50%	Total Grace	Total 50-60%	Total 60-70%	Total 70-100%
PART-I JULY-2019								
FUNDAMENTALS OF PHYSIOLOGY & BASIC OF BIOCHEMISTRY	55	49	6	0	0	17	15	17
HEMATOLOGY & CLINICAL PATHOLOGY	55	26	29	0	1	22	2	1
GENERAL MICROBIOLOGY	55	45	10	0	0	17	17	11
PART-II JULY-2019								
HISTOPATHOLOGY AND CYTOLOGY	30	20	10	0	1	5	7	7
CLINICAL BIOCHEMISTRY	28	28	0	0	0	9	6	13
IMMUNOLOGY,SEROLOGY AND PARASITOLOGY	28	19	9	0	1	6	5	7
PART-III JULY-2019								
SYSTEMIC BACTERIOLOGY,MYCOLOGY AND VIROLOGY	28	28	0	0	0	18	8	2
ADVANCED BIOCHEMISTRY AND AUTOMATION	24	19	5	0	0	12	6	1
COAGULATION STUDIES AND BLOOD BANK PROCEDURES	25	20	5	0	0	4	4	12

B.Sc. OPERATION THEATRE TECHNOLOGY EXAM-2018								
Subject Name	Total App.	Total Pass	Total Fail	Total 45-50%	Total Grace	Total 50-60%	Total 60-70%	Total 70-100%
PART-I JULY-2018								
BASIC OF SURGERY,CSSD PROCEDURES BASIC OF INTENSIVE	13	10	3	0	0	5	3	2
BASIC SCIENCES	9	2	7	0	1	0	1	0
PART-II AUGUST-2018								
PRINCIPLES OF ANAESTHESIA	6	5	1	0	0	0	3	2
APPLIED BASIC SCIENCES	6	5	1	0	2	2	1	0
PART-III AUGUST-2018								
ORGANIZATION OF OT	2	2	0	0	0	0	0	2
PERIOPERATIVE MANAGEMENT AND ASSISTING SURGICAL PR	2	2	0	0	1	0	1	0

B.Sc. RADIO IMAGING TECHNOLOGY EXAM-2018								
Subject Name	Total App.	Total Pass	Total Fail	Total 45-50%	Total Grace	Total 50-60%	Total 60-70%	Total 70-100%
PART-I JULY-2018								
PHYSIOLOGY AND PATHOLOGY OF HUMAN BODY SYSTEMS	29	17	12	0	2	3	7	5
BASIC RADIATION PHYSICS AND PRINCIPLES OF RADIOTHE	29	19	10	0	2	9	4	4
GROSS RADIOLOGICAL AND SURFACE ANATOMY OF HUMAN BODY	28	23	5	0	2	11	7	3
RADIOGRAPHIC TECHNIQUES AND DARK ROOM PROCEDURES	28	20	8	0	0	9	7	4
PART-II AUGUST-2018								
APPARATUS OF IMAGING, RADIOTHERAPY AND QUALITY ASS.	15	12	3	0	0	7	5	0
PHYSICS OF RADIOTHERAPY	15	9	6	0	0	7	2	0
RADIATION PROTECTION AND MONITORING	15	13	2	0	0	9	2	2
MORDERN IMAGING AND RECENT ADVANCES	17	8	9	0	0	5	3	0
PART-III AUGUST-2018								
SPECIAL RADIOLOGICAL PROCEDURES & CONTRAST MEDIA	14	13	1	0	2	6	3	2
RADIOTHERAPY PLANNING AND TECHNIQUES	14	14	0	0	1	5	8	0
RADIATION DOSIMETRY - PRINCIPLES AND APPLICATIONS	14	14	0	0	0	8	6	0
HOSPITAL PRACTICE & CARE OF PATIENT	14	14	0	0	0	0	1	13

B.Sc. SURGICAL ASSISTANCE EXAM-2018								
Subject Name	Total App.	Total Pass	Total Fail	Total 45-50%	Total Grace	Total 50-60%	Total 60-70%	Total 70-100%
PART-I JULY-2018								
APPLIED BASIC SCIENCES-I(ANATOMY/PHYSIOLOGY/BIOCHEM.)	6	3	3	0	0	2	1	0
ENGLISH LANGUAGE,INTRODUCTION TO HEALTH AND HEALTH	5	3	2	0	0	3	0	0
PART-II AUGUST-2018								
ADVANCED SECRETARIAL SKILLS HOSPITAL MANAGEMENT	3	3	0	0	0	0	3	0
APPLIED BASIC SCIENCES-II (PATHOLOGY,HISTOLOGY,PHA	3	3	0	0	0	1	2	0
PART-III AUGUST-2018								
CLINICAL SCIENCES-COMMON SURGICAL DISEASES OF HUMAN	1	1	0	0	0	0	1	0
LAW INSURANCE IN HEALTH CARE OF OUT PATIENT HANDLING	1	1	0	0	0	0	1	0

B.Sc.MEDICAL LABORATORY TECHNOLOGY EXAM -2018								
Subject Name	Total App.	Total Pass	Total Fail	Total 45-50%	Total Grace	Total 50-60%	Total 60-70%	Total 70-100%
PART-I JULY-2018								
FUNDAMENTALS OF PHYSIOLOGY & BASIC OF BIOCHEMISTRY	29	27	2	0	0	14	9	4
HEMATOLOGY & CLINICAL PATHOLOGY	30	24	6	0	0	5	9	10
GENERAL MICROBIOLOGY	29	15	14	0	4	7	3	1
PART-II AUGUST-2018								
HISTOPATHOLOGY AND CYTOLOGY	20	19	1	0	0	3	14	2
CLINICAL BIOCHEMISTRY	19	18	1	0	0	1	5	12
IMMUNOLOGY,SEROLOGY AND PARASITOLOGY	22	17	5	0	0	6	7	4
PART-III AUGUST-2018								
SYSTEMIC BACTERIOLOGY,MYCOLOGY AND VIROLOGY	14	8	6	0	1	4	3	0
ADVANCED BIOCHEMISTRY AND AUTOMATION	14	14	0	0	0	1	8	5
COAGULATION STUDIES AND BLOOD BANK PROCEDURES	14	14	0	0	0	1	3	10

B.Sc. OPERATION THEATRE TECHNOLOGY EXAMINATION JULY-2019								
Subject Name	Total App.	Total Pass	Total Fail	Total 45-50%	Total Grace	Total 50-60%	Total 60-70%	Total 70-100%
PART-I JULY-2019								
BASIC OF SURGERY,CSSD PROCEDURES BASIC OF INTENSIVE	30	10	20	0	4	4	2	0
BASIC SCIENCES	27	14	13	0	0	4	7	0
PART-II JULY-2019								
PRINCIPLES OF ANAESTHESIA	10	2	8	0	0	1	1	0
APPLIED BASIC SCIENCES	10	7	3	0	0	3	3	1
PART-III AUGUST-2019								
ORGANIZATION OF OT	5	3	2	0	0	0	1	2
PERIOPERATIVE MANAGEMENT AND ASSISTING SURGICAL PR	5	5	0	0	0	3	0	2

B.Sc. OPHTHALMIC TECHNIQUES AND OPTOMETRY EXAM-2019								
Subject Name	Total App.	Total Pass	Total Fail	Total 45-50%	Total Grace	Total 50-60%	Total 60-70%	Total 70-100%
PART-I JULY-2019								
HUMAN ANATOMY & PHYSIOLOGY, OCULAR ANATOMY, OCULAR	3	3	0	0	0	1	2	0
OCULAR PHYSIOLOGY,OCULAR BIOCHEMISTRY, PHYSICAL AN.	3	3	0	0	0	3	0	0
PART-II JULY-2019								
OCCULAR PHARMACY AND PHARMACOLOGY, REFRACTION	2	1	1	0	0	1	0	0
INVESTIGATIVE OPHTHALMOLOGY ORTHOPTICS, OPHTHALMIC	2	1	1	0	1	0	0	0
PART-III JULY-2019								
CLINICAL & ADVANCED ORTHOPTICS,CLINICAL & ADVANCED	4	4	0	0	0	2	2	0
EYE BANK,COMMUNITY OPHTHALMOLOGY,INVESTIGATIONS	4	4	0	0	0	1	3	0

B.Sc. RADIO IMAGING TECHNOLOGY EXAM-2019								
Subject Name	Total App.	Total Pass	Total Fail	Total 45-50%	Total Grace	Total 50-60%	Total 60-70%	Total 70-100%
PART-I JULY-2019								
PHYSIOLOGY AND PATHOLOGY OF HUMAN BODY SYSTEMS	66	33	33	0	2	21	7	3
BASIC RADIATION PHYSICS AND PRINCIPLES OF RADIOTHE	60	35	25	0	0	24	10	1
GROSS RADIOLOGICAL AND SURFACE ANATOMY OF HUMAN BODY	61	33	28	0	1	18	12	2
RADIOGRAPHIC TECHNIQUES AND DARK ROOM PROCEDURES	59	49	10	0	0	30	17	2
PART-II JULY-2019								
APPARATUS OF IMAGING, RADIOTHERAPY AND QUALITY ASS.	25	18	7	0	0	10	7	1
PHYSICS OF RADIOTHERAPY	25	14	11	0	1	8	5	0
RADIATION PROTECTION AND MONITORING	25	24	1	0	0	13	9	2
MORDERN IMAGING AND RECENT ADVANCES	25	24	1	0	0	13	9	2
PART-III JULY-2019								
SPECIAL RADIOLOGICAL PROCEDURES & CONTRAST MEDIA	16	15	1	0	0	4	5	6
RADIOTHERAPY PLANNING AND TECHNIQUES	16	15	1	0	0	10	0	5
RADIATION DOSIMETRY - PRINCIPLES AND APPLICATIONS	16	15	1	0	0	6	7	2
HOSPITAL PRACTICE & CARE OF PATIENT	16	15	1	0	0	0	15	0

B.Sc. SURGICAL ASSISTANCE EXAM-2019								
Subject Name	Total App.	Total Pass	Total Fail	Total 45-50%	Total Grace	Total 50-60%	Total 60-70%	Total 70-100%
PART-I JULY-2019								
APPLIED BASIC SCIENCES-I(ANATOMY/PHYSIOLOGY/BIOCHE	6	3	3	0	0	2	1	0
ENGLISH LANGUAGE,INTRODUCTION TO HEALTH AND HEALTH	4	3	1	0	1	2	0	0
PART-II JULY-2019								
ADVANCED SECRETARIAL SKILLS HOSPITAL MANAGEMENT	3	3	0	0	0	2	1	0
APPLIED BASIC SCIENCES-II (PATHOLOGY,HISTOLOGY,PHA.)	3	3	0	0	0	3	0	0
PART-III JULY-2019								
CLINICAL SCIENCES-COMMON SURGICAL DISEASES OF HUMAN	3	3	0	0	0	0	0	3
LAW INSURANCE IN HEALTH CARE OF OUT PATIENT HANDLING	3	3	0	0	0	0	3	0

B.Sc.MEDICAL LABORATORY TECHNOLOGY EXAM -2019								
Subject Name	Total App.	Total Pass	Total Fail	Total 45-50%	Total Grace	Total 50-60%	Total 60-70%	Total 70-100%
PART-I JULY-2019								
FUNDAMENTALS OF PHYSIOLOGY & BASIC OF BIOCHEMISTRY	55	49	6	0	0	17	15	17
HEMATOLOGY & CLINICAL PATHOLOGY	55	26	29	0	1	22	2	1
GENERAL MICROBIOLOGY	55	45	10	0	0	17	17	11
PART-II JULY-2019								
HISTOPATHOLOGY AND CYTOLOGY	30	20	10	0	1	5	7	7
CLINICAL BIOCHEMISTRY	28	28	0	0	0	9	6	13
IMMUNOLOGY,SEROLOGY AND PARASITOLOGY	28	19	9	0	1	6	5	7
PART-III JULY-2019								
SYSTEMIC BACTERIOLOGY,MYCOLOGY AND VIROLOGY	28	28	0	0	0	18	8	2
ADVANCED BIOCHEMISTRY AND AUTOMATION	24	19	5	0	0	12	6	1
COAGULATION STUDIES AND BLOOD BANK PROCEDURES	25	20	5	0	0	4	4	12

B.Sc. OPERATION THEATRE TECHNOLOGY EXAM-2018								
Subject Name	Total App.	Total Pass	Total Fail	Total 45-50%	Total Grace	Total 50-60%	Total 60-70%	Total 70-100%
PART-I JULY-2018								
BASIC OF SURGERY,CSSD PROCEDURES BASIC OF INTENSIVE	13	10	3	0	0	5	3	2
BASIC SCIENCES	9	2	7	0	1	0	1	0
PART-II AUGUST-2018								
PRINCIPLES OF ANAESTHESIA	6	5	1	0	0	0	3	2
APPLIED BASIC SCIENCES	6	5	1	0	2	2	1	0
PART-III AUGUST-2018								
ORGANIZATION OF OT	2	2	0	0	0	0	0	2
PERIOPERATIVE MANAGEMENT AND ASSISTING SURGICAL PR	2	2	0	0	1	0	1	0

B.Sc. RADIO IMAGING TECHNOLOGY EXAM-2018								
Subject Name	Total App.	Total Pass	Total Fail	Total 45-50%	Total Grace	Total 50-60%	Total 60-70%	Total 70-100%
PART-I JULY-2018								
PHYSIOLOGY AND PATHOLOGY OF HUMAN BODY SYSTEMS	29	17	12	0	2	3	7	5
BASIC RADIATION PHYSICS AND PRINCIPLES OF RADIOTHE.	29	19	10	0	2	9	4	4
GROSS RADIOLOGICAL AND SURFACE ANATOMY OF HUMAN BODY	28	23	5	0	2	11	7	3
RADIOGRAPHIC TECHNIQUES AND DARK ROOM PROCEDURES	28	20	8	0	0	9	7	4
PART-II AUGUST-2018								
APPARATUS OF IMAGING, RADIOTHERAPY AND QUALITY ASS	15	12	3	0	0	7	5	0
PHYSICS OF RADIOTHERAPY	15	9	6	0	0	7	2	0
RADIATION PROTECTION AND MONITORING	15	13	2	0	0	9	2	2
MORDERN IMAGING AND RECENT ADVANCES	17	8	9	0	0	5	3	0
PART-III AUGUST-2018								
SPECIAL RADIOLOGICAL PROCEDURES & CONTRAST MEDIA	14	13	1	0	2	6	3	2
RADIOTHERAPY PLANNING AND TECHNIQUES	14	14	0	0	1	5	8	0
RADIATION DOSIMETRY - PRINCIPLES AND APPLICATIONS	14	14	0	0	0	8	6	0
HOSPITAL PRACTICE & CARE OF PATIENT	14	14	0	0	0	0	1	13

B.Sc. SURGICAL ASSISTANCE EXAM-2018								
Subject Name	Total App.	Total Pass	Total Fail	Total 45-50%	Total Grace	Total 50-60%	Total 60-70%	Total 70-100%
PART-I JULY-2018								
APPLIED BASIC SCIENCES-I(ANATOMY/PHYSIOLOGY/BIOCHEM)	6	3	3	0	0	2	1	0
ENGLISH LANGUAGE,INTRODUCTION TO HEALTH AND HEALTH	5	3	2	0	0	3	0	0
PART-II AUGUST-2018								
ADVANCED SECRETARIAL SKILLS HOSPITAL MANAGEMENT	3	3	0	0	0	0	3	0
APPLIED BASIC SCIENCES-II (PATHOLOGY,HISTOLOGY,PHAT)	3	3	0	0	0	1	2	0
PART-III AUGUST-2018								
CLINICAL SCIENCES-COMMON SURGICAL DISEASES OF HUMAN	1	1	0	0	0	0	1	0
LAW INSURANCE IN HEALTH CARE OF OUT PATIENT HANDLING	1	1	0	0	0	0	1	0

B.Sc.MEDICAL LABORATORY TECHNOLOGY EXAM -2018								
Subject Name	Total App.	Total Pass	Total Fail	Total 45-50%	Total Grace	Total 50-60%	Total 60-70%	Total 70-100%
PART-I JULY-2018								
FUNDAMENTALS OF PHYSIOLOGY & BASIC OF BIOCHEMISTRY	29	27	2	0	0	14	9	4
HEMATOLOGY & CLINICAL PATHOLOGY	30	24	6	0	0	5	9	10
GENERAL MICROBIOLOGY	29	15	14	0	4	7	3	1
PART-II AUGUST-2018								
HISTOPATHOLOGY AND CYTOLOGY	20	19	1	0	0	3	14	2
CLINICAL BIOCHEMISTRY	19	18	1	0	0	1	5	12
IMMUNOLOGY,SEROLOGY AND PARASITOLOGY	22	17	5	0	0	6	7	4
PART-III AUGUST-2018								
SYSTEMIC BACTERIOLOGY,MYCOLOGY AND VIROLOGY	14	8	6	0	1	4	3	0
ADVANCED BIOCHEMISTRY AND AUTOMATION	14	14	0	0	0	1	8	5
COAGULATION STUDIES AND BLOOD BANK PROCEDURES	14	14	0	0	0	1	3	10

DM/M.Ch./MD/MS/MDS/MSc/MOT/MPT: 2020				
COURSE	SUBJECT	STUDENT APPEARED	PASSING %	> 70%
DM/M.CH.	DM-NEPHROLOGY	1	100	0
	DM-NEUROLOGY	1	100	0
	DM-GESTROENTEROLOGY	1	100	0
	M.CH.-UROLOGY	1	100	0
MD/MS	MD-ANAESTHESIOLOGY	5	100	1
	MD-MICROBIOLOGY	1	100	0
	MD-PATHOLOGY	7	100	2
	MD-GEN.MEDICINE	10	100	0
	MD-PSYCHIATRY	2	100	0
	MD-DERMATOLOGY,VENEREOLOGY & LEPROSY	2	100	0
	MD-RESPIRATORY MEDICINE	2	100	0
	MD-PAEDIATRICS	4	100	0
	MD-RADIO DIAGNOSIS	5	100	0
	MS-GEN. SURGERY	8	100	0
	MS-OTORHINOLARYNGOLOGY	3	100	3
	MS-OPHTHALMOLOGY	2	100	1
	MS-ORTHOPAEDICS	6	100	0
	MS-OBST. & GYNAE.	5	100	1
MDS	CONSERVATIVE DENTISTRY AND ENDODONTICS	4	100	2
	ORAL & MAXILLOFACIAL SURGERY	12	100	1
	ORAL MEDICINE AND RADIOLOGY	2	100	1
	ORTHODONTICS & DENTOFACIAL ORTHOPAEDICS	9	73	0
	PEDODONTICS & PREVENTIVE DENTISTY	6	100	0
	PERIODONTOLOGY	1	100	0
	PROSTHODONTICS AND CROWN & BRIDGE	8	70	0
M. Sc.	M.Sc(MEDICAL)ANATOMY	1	100	0
	M.Sc.(MEDICAL)MICROBIOLOGY	4	100	0
	M.Sc.(MEDICAL)PHYSIOLOGY	1	100	0
	M.Sc.(MEDICAL)BIOCHEMISTRY	7	100	0
	M.Sc (MEDICAL)PHARMACOLOGY	2	100	1
	M.Sc (MEDICAL) MLT	1	100	0
MOT	MASTER OF OCCUPATIONAL THERAPY PART I	3	100	2
	MASTER OF OCCUPATIONAL THERAPY PART II	3	100	3
MPT	MASTER OF PHYSIOTHERAPY PART I	11	100	2
	MASTER OF PHYSIOTHERAPY PART II	15	80	2

DM/M.Ch./MD/MS/MDS/MSc/MOT/MPT: 2019				
COURSE	SUBJECT	STUDENT APPEARED	PASSING %	> 70%
DM/M.CH.	DM-GESTROENTEROLOGY	1	100	0
	DM-NEUROLOGY	1	100	0
	DM-NEPHROLOGY	1	100	0
	M.Ch. NEUROSURGERY	1	100	0
	M.CH.-UROLOGY	1	100	0
	M.Ch. PLASTIC & RECONSTRUCTIVE SURGERY	1	100	0
MD/MS	MD-ANAESTHESIOLOGY	5	100	0
	MD-PATHOLOGY	5	100	1
	MD-COMMUNITY MEDICINE	1	100	0
	MD-GEN.MEDICINE	10	100	0
	MD-PSYCHIATRY	2	100	0
	MD-DERMATOLOGY, VENEREOLOGY & LEPROSY	2	100	2
	MD-RESPIRATORY MEDICINE	2	100	0
	MD-PAEDIATRICS	4	100	0
	MS-GEN. SURGERY	8	75	0
	MS-OTORHINOLARYNGOLOGY	2	100	0
	MS-OPHTHALMOLOGY	2	100	0
	MS-ORTHOPAEDICS	6	100	0
	MS-OBST. & GYNAE.	6	100	0
	MD-RADIO DIAGNOSIS	5	100	3
MD-PHYSIOLOGY	1	100	0	
MDS	PROSTHODONTICS AND CROWN & BRIDGE	5	100	0
	PERIODONTOLOGY	3	67	0
	ORAL & MAXILLOFACIAL SURGERY	5	20	0
	CONSERVATIVE DENTISTRY AND ENDODONTICS	5	100	0
	ORTHODONTICS AND DENTOFACIAL ORTHOPEDICS	5	100	0
	PEDODONTICS AND PREVENTIVE DENTISTRY	5	40	0
	ORAL MEDICINE AND RADIOLOGY	1	0	0
M. Sc.	M.Sc.(MEDICAL)ANATOMY	1	100	0
	M.Sc.(MEDICAL)BIOCHEMISTRY	5	100	3
	M.Sc.(MEDICAL)MICROBIOLOGY	5	100	0
	M.Sc. MEDICAL LABORATORY TECHNOLOGY	2	50	0
	M.Sc. CHILD HEALTH NURSING	1	100	0
	M.Sc. NURSING MANAGEMENT	1	100	1
	M.Sc. MENTAL HEALTH NURSING	1	100	1
MOT	MASTER OF OCCUPATIONAL THERAPY PART I	3	100	3
	MASTER OF OCCUPATIONAL THERAPY PART II	2	100	2
MPT	MASTER OF PHYSIOTHERAPY PART I	18	83	3
	MASTER OF PHYSIOTHERAPY PART II	3	100	0

DM/M.Ch./MD/MS/MDS/MSc/MOT/MPT: 2018				
COURSE	SUBJECT	STUDENT APPEARED	PASSING %	> 70%
MD/MS	MS-ORTHOPAEDICS	6	67	0
	MD-BIOCHEMISTRY	1	100	1
	MD-MICROBIOLOGY	1	100	0
	MD-COMMUNITY MEDICINE	3	100	0
	MD-RESPIRATORY MEDICINE	2	100	0
	MS-OPHTHALMOLOGY	1	100	0
	MS-OBST. & GYNAE.	6	100	1
	MD-ANAESTHESIOLOGY	5	100	0
	MD-PATHOLOGY	5	100	0
	MD-DERMATOLOGY, VENEREOLOGY & LEPROSY	2	100	0
	MS-GEN. SURGERY	8	75	0
	MS-OTORHINOLARYNGOLOGY	2	100	1
	MD-PSYCHIATRY	2	100	0
	MD-GEN.MEDICINE	10	70	0
	MD-RADIO DIAGNOSIS	4	100	0
	MD-PAEDIATRICS	4	100	0
MDS	CONSERVATIVE DENTISTRY AND ENDODONTICS	5	100	0
	ORAL & MAXILLOFACIAL SURGERY	5	100	0
	PEDODONTICS AND PREVENTIVE DENTISTRY	5	100	0
	PROSTHODONTICS AND CROWN & BRIDGE	4	75	2
	PERIODONTOLOGY	2	100	0
	ORTHODONTICS AND DENTOFACIAL ORTHOPEDICS	5	100	0
M. Sc.	M.Sc.(MEDICAL)BIOCHEMISTRY	9	100	1
	M.Sc(MEDICAL)ANATOMY	1	100	0
	M.Sc.(MEDICAL)MICROBIOLOGY	3	100	0
	M.Sc (MEDICAL)PHARMACOLOGY	2	100	0
MOT	MASTER OF OCCUPATIONAL THERAPY PART I	2	100	2
	MASTER OF OCCUPATIONAL THERAPY PART II	2	100	2
MPT	MASTER OF PHYSIOTHERAPY PART I	4	100	1
	MASTER OF PHYSIOTHERAPY PART II	4	50	1

DM/M.Ch./MD/MS/MDS/MSc/MOT/MPT: 2017				
COURSE	SUBJECT	STUDENT APPEARED	PASSING %	> 70%
MD/MS	MD-ANAESTHESIOLOGY	4	100	0
	MD-DERMATOLOGY,VENEREOLOGY & LEPROSY	2	100	0
	MD-GEN.MEDICINE	9	67	0
	MD-PAEDIATRICS	5	80	0
	MD-PATHOLOGY	4	100	2
	MD-PSYCHIATRY	2	100	0
	MD-RADIO DIAGNOSIS	4	100	0
	MD-RESPIRATORY MEDICINE	2	100	0
	MS-GEN. SURGERY	8	63	0
	MS-OBST. & GYNAE.	5	80	0
	MS-OPHTHALMOLOGY	2	100	0
	MS-ORTHOPAEDICS	4	100	0
	MS-OTORHINOLARYNGOLOGY	2	100	0
MDS	CONSERVATIVE DENTISTRY AND ENDODONTICS	3	100	0
	ORAL & MAXILLOFACIAL SURGERY	2	100	0
	ORTHODONTICS AND DENTOFACIAL ORTHOPEDICS	2	100	1
	PEDODONTICS AND PREVENTIVE DENTISTRY	3	67	0
	PERIODONTOLOGY	3	100	0
	PROSTHODONTICS AND CROWN & BRIDGE	3	100	1
M. Sc.	ANATOMY	3	67	0
	BIOCHEMISTRY	6	100	1
	MICROBIOLOGY	1	100	0
	PHYSIOLOGY	1	100	1
	M.SC. NURSING PART I (MAIN)	17	71	3
	M.SC. NURSING PART II (MAIN)	17	82	5
MOT	MASTER OF OCCUPATIONAL THERAPY PART I	2	100	2
	MASTER OF OCCUPATIONAL THERAPY PART II	4	100	4
MPT	MASTER OF PHYSIOTHERAPY PART I	6	2	33
	MASTER OF PHYSIOTHERAPY PART II	7	4	57

DM/M.Ch./MD/MS/MDS/MSc/MOT/MPT: 2016				
COURSE	SUBJECT	STUDENT APPEARED	PASSING %	> 70%
MD/MS	ANAESTHESIA	4	100	1
	RESPIRATORY MEDICINE	2	100	0
	COMMUNITY MEDICINE	2	100	0
	OTORHINOLARYNGOLOGY (ENT)	2	100	0
	GEN.MEDICINE	6	67	0
	GEN. SURGERY	5	80	0
	MS OBST. & GYNAE.	4	100	1
	OPHTHALMOLOGY	2	100	0
	ORTHOPAEDICS	4	50	0
	PAEDIATRICS	3	67	0
	PATHOLOGY	5	100	3
	PHARMACOLOGY	2	100	1
	PSYCHIATRY	2	100	0
	RADIO DIAGNOSIS	5	100	0
	DERMATOLOGY, VENEREOLOGY & LEPROSY (SKIN & VD)	2	50	1
MDS	CONSERVATIVE DENTISTRY AND ENDODONTICS	1	100	0
	ORAL & MAXILLOFACIAL SURGERY	2	100	0
	ORAL MEDICINE AND RADIOLOGY	1	100	0
	ORTHODONTICS AND DENTOFACIAL ORTHOPEDICS	2	100	0
	PEDODONTICS AND PREVENTIVE DENTISTRY	1	100	0
	PERIODONTOLOGY	1	100	0
	PROSTHODONTICS AND CROWN & BRIDGE	3	100	0
M. Sc.	ANATOMY	2	100	0
	MICROBIOLOGY	2	100	0
	M.SC. NURSING PART I (MAIN)	18	78	3
MOT	MASTER OF OCCUPATIONAL THERAPY PART I	12	42	3
	MASTER OF OCCUPATIONAL THERAPY PART II	0	0	4

I Convocation

Gold Medallist of PG Medical MD/MS Examinations

1. **Dr. Ritika Agrawal** of MD Pathology - secured first position amongst all the students of Basic & Para-clinical Sciences at the Post Graduate MD Examinations held in May, 2014.
2. **Dr. Puneet Agarwal** of MD Dermatology, Venereology and Leprosy – secured first position amongst all the students of Medicine (Allied group) at the Post Graduate MD Examinations held in May, 2014.
3. **Dr. Vandana Tyaginee Joshi** –secured highest marks in MD Anaesthesiology examination May, 2014.
4. **Dr. Bhawna Solanki** –secured highest marks in MD Radio-diagnosis examination May, 2014.
5. **Dr. Rajshree Seth** –secured highest marks in MS Obstetrics & Gynaecology examination May, 2014.
6. **Dr. Pravin Sidharth** of MS Orthopaedics –secured first position amongst all the students of Surgery (Allied group) at the Post Graduate MS Examinations held in May, 2014.
7. **Dr. Chhavi Kabra** of MD Biochemistry –secured first position with honours amongst all the students of Basic & Para-clinical Sciences at the Post Graduate MD Examinations held in May, 2015.
8. **Dr. Shilpa Soni** of MD Dermatology, Venereology and Leprosy –secured first position amongst all the students of Medicine (Allied group) at the Post Graduate MD Examinations held in May, 2015.
9. **Dr. Prakash Gupta** –secured highest marks in MD Anaesthesiology examinations May, 2015.
10. **Dr. Neha Gupta** – secured highest marks in MD Radio-diagnosis examinations May, 2015.
11. **Dr. Karnika Tiwari** –secured highest marks in MS Obstetrics & Gynaecology examinations May, 2015.
12. **Dr. Amit Singhal** of MS Otorhinolaryngology –secured first position amongst all the students of Surgery (Allied group) at the Post Graduate MS Examinations held in May, 2015.
13. **Dr. Tashi Agarwal** of MD Pathology –secured first position amongst all the students of Basic & Para-clinical Sciences at the Post Graduate MD Examinations held in May, 2016.

14. **Dr. Niharikaa Sharma** –secured highest marks in MD General Medicine examinations May, 2016.
15. **Dr. Shifa Yadav** of MD Dermatology, Venereology and Leprosy –secured first position amongst all the students of Medicine (Allied group) at the Post Graduate MD Examinations held in May, 2016.
16. **Dr. Priyanka Sharma** –secured highest marks in MD Anaesthesiology examinations May, 2016.
17. **Dr. Vipin Kumar Bakshi** - secured highest marks in MD Radio-diagnosis examinations May, 2016.
18. **Dr. Ashish Bakliwal** - secured highest marks in MS General Surgery examinations May, 2016.
19. **Dr. Isha Kriplani** –secured highest marks in MS Obstetrics & Gynaecology examinations May, 2016.
20. **Dr. Bhumika Khetan** of MS Ophthalmology –secured first position amongst all the students of Surgery (Allied group) at the Post Graduate MS Examinations held in May, 2016.

Gold Medallist of Final MBBS Examination

21. **Dr. Shobhit Swarankar** – Student of first batch of the university admitted in MBBS course in 2011 - he has secured first position with honours in "General Surgery" and "Obstetrics & Gynaecology" subjects amongst all the students of final MBBS Examination held in January, 2016.

Gold Medallist of PG Dental MDS Examination

22. **Dr. Shilpa Ahuja** of MDS Pedodontics and Preventive Dentistry- secured first position with honours amongst all the students of MDS Examinations May, 2014.
23. **Dr. Spiti Datta** of MDS Periodontology - secured first position amongst all the students of MDS Examinations May, 2015.
24. **Dr. Shivendra Pal** of MDS Periodontology –secured first position obtaining equal marks at MDS Examinations May, 2015.
25. **Dr. Shubham Jain** of MDS Prosthodontics and Crown & Bridge – secured first position amongst all the students of MDS Examinations July, 2016. He has also passed University Advanced Postgraduate Certificate Course in Oral Implantology examination January, 2015.

Gold Medallist of Final BDS Examination

26. **Dr. Rupali Vyas** – Student of first batch of the university, admitted in BDS course in 2011 - secured first position with honours in "Orthodontics and Dentofacial Orthopaedics" and "Oral Medicine and Radiology" subjects amongst all the students of final BDS Examination held in September, 2015.

Gold Medallist of MPT Examination

27. **Dr. Preksha Jain** of MPT Orthopaedics - secured first position amongst all the students of MPT at the Post Graduate Examinations held in September, 2014.
28. **Dr. Reenu Purohit** of MPT Orthopaedics –secured first position amongst all the students of MPT at the Post Graduate Examinations held in August, 2015.

Gold Medallist of Basic B.Sc. Nursing Examination

29. **Mukesh Bagari**– secured first position amongst all the students of Basic B.Sc. Nursing Examinations held in August, 2015.

II Convocation

Dr Shobhit Swarankar, the topper of first batch of MBBS received his MBBS Degree and the prestigious Shah Ganesh Chand Lodha Memorial Gold Medal.

Gold Medallists of PG Medical MD/MS Examinations

1. **Dr. Shubhi Saxena** of MD Pathology - secured first position amongst all the students of Basic & Para-clinical Sciences at the Post Graduate MD Examinations held in June, 2017.
2. **Dr. Ankit Manglunia**—secured highest marks and first position in MD General Medicine examination held in June, 2017.
3. **Dr. Samrat Karan Sehgal** of MD Psychiatry –secured first position amongst all the students of Medicine (Allied group) at the Post Graduate MD Examinations held in June, 2017.
4. **Dr. Sonal Gupta** –secured highest marks and first position in MD Paediatrics examination held in June, 2017.
5. **Dr. Ruchika Choudhary**—secured highest marks and first position in MD Anaesthesiology examination held in June, 2017.
6. **Dr. Ankit Jain** –secured highest marks and first position in MD Radio-diagnosis examination held in June, 2017.
7. **Dr. Mahakshit**—secured highest marks and first position in MS General Surgery examination held in June, 2017.
8. **Dr. Abhishek** –secured highest marks and first position in MS Orthopaedics examination held in June, 2017.
9. **Dr. Rasikpriya Sandhu** of MS Ophthalmology –secured first position amongst all the students of Surgery (Allied group) at the Post Graduate MS Examinations held in June, 2017.

Gold Medallist of Final BDS examination

10. **Dr. Aditi Sharma** – Student of second batch of the university, admitted in BDS course in 2012 - secured highest marks in the aggregate of all BDS examinations including final BDS Examination held in August, 2016 and secured first position amongst all the students. She has also passed University Advanced Postgraduate Certificate Course in Oral Implantology examination held in January, 2018.

Dr. Aditi Sharma -awarded **Shah Ganesh Chand Lodha Memorial Gold Medal**.

11. **Dr. Rupali Vyas** the topper of first pass out batch of the BDS examination held in September, 2015 awarded **Shah Ganesh Chand Lodha Memorial Gold Medal**.

Gold Medallist of PG Dental MDS Examinations

12. **Dr. Avneet Kaur** of MDS Prosthodontics and Crown & Bridge - secured first position with honours amongst all the students of MDS Examinations May, 2017.

Gold Medallist of M.Sc. Medical Examinations

13. **Dr. Astha Goyal** of M.Sc. (Medical) Biochemistry–secured first position amongst all the students of Postgraduate M.Sc. (Medical) examinations held in September, 2017.

Gold Medallist of MPT Examinations

14. **Mistry Krupaliben Rameshchandra** of MPT Cardiopulmonary - secured first position amongst all the students of MPT at the Post Graduate Examinations held in August, 2016.
15. **Manju Kumari** of MPT Orthopaedics –secured first position amongst all the students of MPT at the Post Graduate Examinations held in August, 2017.

Gold Medallists of BPT Examination

16. **Rekha Yadav** of BPT examination - secured first position amongst all the students of BPT at the Undergraduate Examinations held in September, 2016.

Gold Medallist of M.Sc. Nursing Examination

17. **Mithlesh Kumar Tank** of M.Sc. Nursing (Paediatrics) –secured first position with honours amongst all the students of M.Sc. Nursing at the Postgraduate Examinations held in September, 2017.

Gold Medallists of Basic B.Sc. Nursing Examination

18. **Subhash Chand Sharma** –secured first position with honours amongst all the students of Basic B.Sc. Nursing Examination held in August, 2016.
19. **Kuldeep Mangal** –secured first position amongst all the students of Basic B.Sc. Nursing Examination held in September, 2017.

III Convocation

1. **Dr Vitusha Suri**- secured highest marks in the aggregate of all MBBS examinations - awarded with prestigious Shah Ganesh Chand Lodha Memorial Gold Medal as well as the University Gold Medal.

Gold Medallists of PG Medical MD/MS Examinations –

2. **Dr. Vikas Chandra Swarankar** of MS Obstetrics & Gynaecology - secured highest marks and first position in MS Obstetrics & Gynaecology examination held in May, 2018.
3. **Dr. Tushar Bhati** of MS General Surgery - secured highest marks and first position in MS General Surgery examination held in May, 2018.
4. **Dr. Rishabh Soni** of MS Orthopaedics - secured highest marks and first position in MS Orthopaedics examination held in May, 2018.
5. **Dr. Vaishali Kataria** of MS Otorhinolaryngology - secured first position amongst all the students of Allied Surgery Group at the Post Graduate Examinations held in May, 2018.
6. **Dr. Nancy Chaudhary** of MD Anaesthesiology - secured highest marks and first position in MD Anaesthesiology examination held in May, 2018.
7. **Dr. Sanyukta Gupta** of MD Radio Diagnosis - secured highest marks and first position in MD Radio-diagnosis examination held in May, 2018.

8. **Dr. Arun Kumar** of MD Biochemistry - secured first position amongst all the students of Basic Sciences Group at the Post Graduate Examinations held in May, 2018.
9. **Dr. Apoorv Sharma** of MD General Medicine - secured highest marks and first position in MD General Medicine examination held in May, 2018.
10. **Dr. Sinni Jain** of MD Dermatology, Venereology & Leprosy - secured first position in Allied Medicine Group at the Post Graduate Examinations held in May, 2018.
11. **Dr. Nandini Sharma** of MD Paediatrics - secured highest marks and first position in MD Paediatrics examination held in May, 2018.
12. **Payal Soni** received the University Gold Medal for securing first position in BPT Examination September, 2017.
13. **Mr. Rubal Singh** of M.Sc. (Med.) Biochemistry - secured first position in amongst all the students of M.Sc. (Med.) Group of subjects examinations held in September, 2018.
14. **Dr. Hina Kaushar** of MDS Prosthodontics and Crown & Bridge received the University Gold Medal for securing first position amongst all the students of MDS Examinations held in June, 2018.
15. **Manali Parashar** of M.Sc. Nursing (Paediatrics) –secured highest marks in M.Sc. Nursing Examinations September, 2018.
16. **Kamla Choudhary** –secured highest marks in Basic B.Sc. Nursing Examination September, 2018.







PRESIDENT
Mahatma Gandhi University of
Medical Sciences & Technology
Sitapura, JAIPUR-302 022




PRESIDENT
Mahatma Gandhi University of
Medical Sciences & Technology
Sitapura, JAIPUR-302 022




PRESIDENT
Mahatma Gandhi University of
Medical Sciences & Technology
Sitapura, JAIPUR-302 022